



**CONEJOS COUNTY  
2021 COUNTY BUDGET**

**COUNTY COMMISSIONERS**

**MITCHELL JARVIES**

**CARLOS GARCIA**

**JOSEPH BAROZ**

**COUNTY ADMINISTRATOR**

**TRESSESA MARTINEZ**

**Conejos County  
Table of Contents  
Budget year 2020**

Administrators Budget Letter  
Resolution adopting the 2021 Budget – Resolution No. C-46-20  
Budget Appropriations made for 2020 – Resolution No. C-48 and C-02-21  
County Holidays for 2021

**DEPARTMENT OF SOCIAL SERVICES BUDGET**

**2021 GENERAL FUND**

	<u>Page</u>
General Fund Revenues	1-2
Commissioners	3
Other admin Expenditures	4
Administration Budget	5
County Attorney	6
Land Use	7
Clerk and Recorder	8
Elections	9
Treasurer	10
Assessor	11
Maintenance	12
District Attorney	13
Auditor	14
Sheriff	15
Jail	16
Coroner	17
Public Trustee	18
Arena Complex	19
Veterans Service	20
Ambulance Service	21
Emergency Management	22
General Fund Summary	23
<b>PILT FUND</b>	<b>24</b>
<b>CONTINGENCY</b>	<b>25</b>
<b>CONSERVATION</b>	<b>26</b>
<b>ROAD AND BRIDGE</b>	
Road and Bridge Revenues	27
Road and Bridge Expenditures	28
Road and Bridge Summary	29

<b>PUBLIC WORKS</b>	<b>30</b>
<b>NURSING FUND</b>	
Nursing Fund Revenues	31
PCP Revenues	31
Nursing Fund Revenues	31
<b>NURSING FUND EXPENDITURES</b>	
PCP Expenditures	32
OLTC	33
Nursing	34
Commodities	35
Nursing Summary	36
<b>LODGING TAX FUD</b>	<b>37</b>
<b>GENERAL CONTINGENCY FUND</b>	<b>38</b>
<b>OVERALL BUDGET TOTALS</b>	<b>40</b>



## *Board of County Commissioners*

J. Steven McCarroll

Carlos Garcia

Mitchell Jarvies

### **BUDGET MESSAGE for 2021**

December 22, 2020

Dear Board of County Commissioners and Citizens of Conejos County:

As my fiduciary responsibility to the Conejos County Board of Commissioners and the citizens of Conejos County. This budget message is provided as follows:

It is hereby certified that the attached Conejos County Budget for Fiscal year 2021 is a true and accurate copy of the budgetary actions taken by the Conejos County Board of Commissioners, and it is further certified that;

The budget is based on a modified accrual basis, and that the enclosed budget represents a complete financial plan, anticipated revenues and all proposed expenditures for the following funds.

The financial conditions and the state of the economy condition of the Conejos County Government has been in a severe financial condition but has now hit a critical state. For the past 2 years the General Fund should have seen cuts to the departments within the general fund. The lucrative fund balances that Conejos County had once enjoyed will be gone by the end of 2021 leaving the county in a critical financial state for 2022.

For the past 2 years Conejos County has dipped into the Pilt fund balances. In November of 2020 the two funds were combined into one being the – General fund. The two budgets that have severely impacted the General fund are the Sheriff's Department, Jail and the Conejos County Ambulance Service.

If the revenues do not improve in 2021 the citizens of Conejos County may find themselves without **ROAD DEPUTIES or without an AMBULANCE SERVICE**. The citizens of Conejos County continue to receive services without any increase on the revenue side. The Sheriff's department in 2018 and 2019 could not retain nor attract any employees as road deputies nor jail detention officers. The need to increase salaries was necessary to attract officers and retain them once they were on staff. An increase had to be given to the Sheriff Deputies in order to attract and retain employees. According to the sheriff and I quote. "Major homicide cases are the leading problem, followed by drugs and the dependency and addiction it causes. Burglaries and domestic violence calls are up. Most of these calls are related to drug use. In today's world there is just a high increase in the volume of calls and demand for law enforcement." Conejos County is faced with an opioid epidemic. The increase in court cases is devastating and has also put a tremendous hardship on the County.

The county has dipped into their reserves and most will be used up by the end of 2021.

Conejos County proposed a 2.5 county sales tax that would have brought in approximately between \$700,000.00 and \$900,000.00 depending on sales within Conejos County. The proposition failed to pass; Conejos County will attempt to seek a sales tax in 2021.

Although Conejos County continues to have very financially responsible Elected Officials, Department Heads and Employees that have continued to work together to keep us sound; this situation is now critical and out of their control.

The Commissioners have always been supportive of other non-profit organizations, such as but not limited to, Senior Citizen Centers, youth programs, weed control and others. Funding will most likely not be available to them in 2021.

The following is a brief look at some major funds of Conejos County in 2021.

### **GENERAL FUND**

The general fund includes all proposed expenditures for the general operation of Conejos County. The proposed expenditures for the Office of County Commissioners, Administration, Planning and Zoning, County Attorney, County Clerk, County Treasurer, County Assessor, Sheriff and Jail are included.

Other Governmental offices anticipated expenditures included are: The District Attorney, Coroner, Ambulance Services, Veterans and Extension Services as well as others.

The increase in PILT that we experienced approximately 9 years ago has helped in funding the general operations of Conejos County. Congress has continued to keep our level of funding at approximately \$1,200,000 per year.

Conejos County is very concerned with the increase of crime most of it due to the increase in substance abuse such as drugs and alcohol. Such increase is creating a challenge in the Sheriff's Department with a lack of sufficient staff and the fact that the sheriff has a very hard time finding qualified individuals that apply for these jobs, much of which has to do with the lower wages that Conejos County pays in comparison to other counties.

### **PUBLIC WORKS**

Public Works fund is used for the repair and maintenance of county building. Roof repairs were done to the jail in 2018, issues with the septic systems were addressed in 2019 and the jail sewage system will be hooking up to the Town of Antonito sewage system in 2021.

**ROAD AND BRIDGE** – Conejos County Road and Bridge has always divided the roads by districts aka as District 1, 2 and 3. In 2019 Road and Bridge employees are now considered Conejos County employees and not district employees. There were many draw backs by the county being divided RE: employees, equipment, and other expenses. The change has had a few issues that needed to be rethought, but overall, it will be a big improvement to the Conejos County road and bridge department. The road and bridge department has lost a few veteran employees so the county will experience a rebuilding of crews as new employees come on board.

### **NURSING SERVICE – PUBLIC HEALTH DEPT**

Public Health Director, Denise Jiron in 2020 dealt with the state mandate that since Options for Long-term Care (OLTC) and the Personal Care Provider Program are housed by the same agency, it was necessary to deconflict one of the programs. The CCBOCC have made the decision to deconflict the OLTC program and the deadline to end the OLTC program was June 30, 2020.

- Options for Long-term Care - which assesses needs of clients and works with other agencies to keep them in their home ended June 30, 2020.
- The PCP Program - provides a much used and necessary service to the elderly and disabled clients of Conejos County. The intention of the program is to provide personal and household services.

### **OTHER FUNDS**

Also included in the budget are the Conservation Trust Fund and Contingency Funds.

The 2021 preliminary budget was presented to the Board on October 15<sup>th</sup>, 2020 and was available for public inspection. A notice of proposed budget was published in the Valley Courier on November 17<sup>th</sup>, 18<sup>th</sup> and 20<sup>th</sup>, 2020 informing the electors of the proposed budget. A public hearing was advertised and held on December 14<sup>th</sup>, as required by Colorado State Statute. There was one citizen present and no written comments received.

On this date 2020 I presented to the Board of Commissioners for adoption and appropriations made for the year 2021 budget.

Respectfully Submitted,



Tressesa Martinez  
Administrator/Budget Officer

/tm

**BEFORE THE BOARD OF COUNTY COMMISSIONERS  
CONEJOS COUNTY, COLORADO**

**RESOLUTION NO. C-46-2020**

**RESOLUTION ADOPTING THE BUDGET AND SUMMARIZING  
EXPENDITURES AND APPROPRIATING MONEY TO VARIOUS  
DEPARTMENTS OF CONEJOS COUNTY GOVERNMENT FOR THE 2021  
BUDGET YEAR.**

**WHEREAS**, the members of the Board of County Commissioners of the County of Conejos, State of Colorado, in compliance with the provisions of C.R.S. 29-1-108 et seq., have received budget estimates from all offices, departments, boards and commissions or other spending agencies of the County of Conejos; and

**WHEREAS**, the Conejos County Budget Officer has prepared a proposed budget and has submitted the same to the Board of County Commissioners which proposed budget is accompanied by budget plan and contains a general summary which sets forth the aggregate figures of the budget in such a manner as to show balanced relations between the Total Proposed Expenditures and the Total Anticipated Income or other means of financing the proposed budget for the 2021 budget year, as contrasted with corresponding figures for the last completed fiscal year and the current fiscal year and is further supported by explanatory schedules or statements classifying the expenditures contained therein by offices, boards, departments, commissions or, other spending agencies and by subject and fund; and

**WHEREAS**, the anticipated income of said proposed budget was classified in the same manner; and

**WHEREAS**, a Notice of the proposed budget and budget hearing was published in the Valley Courier on November 17<sup>th</sup>, 18<sup>th</sup> and 20<sup>th</sup>, 2020 informing the electors that the County of Conejos said proposed budget is open for inspection by the public at the offices of the Board of County Commissioners, Conejos County Courthouse, Conejos, Colorado, and further informing the general public that any interested elector could, after inspection of the proposed budget, file or register any objections thereto at any time prior to the final adoption of the budget; and

**WHEREAS**, a notice of a public hearing was published, to discuss the adoption of the final budget for 2021. Hearing was held at 6:30 pm on December 14<sup>th</sup>, 2020. Aside from county staff there was one citizen that was in attendance. No comments were received from the general public prior to the adoption of the same; and



**Resolution No. C-46-20 Page 2**

**WHEREAS**, the members of the Board of County Commissioners have reviewed the proposed budget and have made the necessary revisions to the same as the members of said Board of County Commissioners have deemed necessary in view of the needs of the various offices, departments, boards, commissions, or other spending agencies and the probable income of the County of Conejos; and

**WHEREAS**, in establishing the anticipated budgets, the members of the Board of County Commissioners of the County of Conejos have given consideration to expected surplus and the percentage in prior years of collection of taxes.

**NOW THEREFORE, BE IT RESOLVED BY THE BOARD OF COMMISSIONERS OF CONEJOS COUNTY**, that the following sums are hereby appropriated from the revenues and fund balance of each fund, to each fund, for purposes stated:

Department of Social Services \$6,603,941

**TOTAL DSS \$6,603,941**

**GENERAL FUND:**

Office of the Board	217,227	County Attorney	86,138
Planning and Zoning	118,394	Admin Office	329,923
Clerks Operations	256,797	Clerks Elections	22,750
Treasurers	177,747	Assessors	262,195
Maintenance & Building	80,259	District Attorney	172,088
Sheriff	1,070,444	Jail	1,138,381
Coroner	53,688	Ambulance Ser	434,241
Arena Complex	1,980	Emergency Mngt	67,291
Veterans Office	26,965	Public Trustee	9,150
Other Admin Expenses	45,000	Auditor	11,500

**TOTAL GENERAL FUND \$4,582,156**

Contingency Fund \$475

**TOTAL CONTINGENCY \$475**

Conservation Fund \$72,041

**TOTAL CONSERVATION FUND \$72,041**

Public Works \$50,550

**TOTAL PUBLIC WORKS \$50,550**

Road and Bridge \$2,290,515

**TOTAL ROAD AND BRIDGE \$2,290,515**

Lodging Tax \$38,650

**TOTAL LODGING TAX \$38,650**

Nursing Fund 410,124

OLTC 201,500

PCP 452,962

CSFP 44,510

**TOTAL NURSING FUND \$1,109,097**

Total General Contingency Fund \$50,000

**TOTAL GENERAL CONTINGENCY FUND \$50,000**

**TOTAL CONEJOS COUNTY BUDGET FOR 2021 \$14,797,424**

**BE IT FURTHER RESOLVED** that the Conejos County Budget Officer is and she is hereby directed, in compliance with the provisions of C.R.S. 29-1-11G, to file with the Division of Local Government a certified copy of this Resolution, together with the attached EXHIBIT "A", adopting the budget and appropriating for the ensuing fiscal year to the several offices, departments, boards, commissions, and other spending agencies, the amounts and sums of money as set forth on the EXHIBIT "A" incorporated herein by reference as if set forth herein in full.

**BE IT FURTHER RESOLVED** that the Clerk and Recorder be and he is hereby directed to file *in* his record of the proceedings of the Board of County Commissioners a copy of this Resolution as well as the attached Exhibit "A" which is incorporated herein by reference as if set forth herein in full as part of his permanent records kept and maintained in accordance with his statutory duties.

**THIS RESOLUTION IS ADOPTED THIS 22nd DAY OF DECEMBER, 2020 AT A SPECIAL MEETING OF THE BOARD OF COUNTY COMMISSIONERS AT WHICH A MAJORITY OF THE MEMBERS WERE PRESENT.**

Attest:

*Nathan Ruybal*

Nathan Ruybal, Clerk & Recorder

*by Annabelle R. Gomez*

*Mitchell Jarvies*

Mitchell Jarvies, Chairman

*Steve McCarroll*

Steve McCarroll, Vice-Chairman

*Carlos Garcia*

Carlos Garcia, Vice - Chairman

BEFORE THE BOARD OF COUNTY COMMISSIONERS  
OF  
CONEJOS COUNTY, COLORADO  
RESOLUTION NO. C-48-20

**A RESOLUTION PROVIDING FOR THE APPROPRIATION OF MONIES FOR THE PURPOSES OF ENABLING THE DISCHARGE OF THE OBLIGATIONS OF THE COUNTY OF CONEJOS, INCURRED AS A RESULT OF EXPENDITURES NOT FORSEEN AT THE TIME THE 2020 BUDGET WAS ADOPTED.**

**WHEREAS**, it has come to the attention of the Board of Commissioners that the following departments have over spent their budgets by the approximate amounts in the General Fund as stated:  
Ambulance Service \$30,000; Land Use \$7,500.00; Veterans \$6,800; Clerk and Recorder \$10,600; Elections \$11,100; **FOR A TOTAL of \$66,000; and**

**WHEREAS**, COVID Care funding has been reimbursed in the amount of **\$134,996.68** to cover expenditures in the Admin Budget.

**WHEREAS**, the amount of **\$28,208.04** has been received from CTSI liability insurance for the water damage that was caused at the Little Treasurers building. Such insurance recovery covered the expenditure in Maintenance and Building in the amount of **\$28,208.04; and**

**WHEREAS**, two grants were received in the Clerks Election budget **1) Cares Act Drop Box \$6,177 2) Cares Act Laptop Grant \$3,486; Total Grants Elections \$9,663.00**

**WHEREAS**, it is the intention of the Board of Commissioners that any over expenditure in the General Fund be appropriated from other departments within the General Fund that are under budget by approximately; OEM **\$4,000**; Building and Maintenance **\$7,500**; Arena **\$400**; County Attorney **\$500.00**; County Assessors **\$50,000**; Treasurer **\$15,000**; Sheriff **\$60,000**; Jail **\$85,000**; Coroner **\$9,000**; An approximate - **Total of \$231,400** for departments under budgets in the General Fund for 2020. If any remaining over expenditures exist that are not covered by those departments, such appropriations will be made from available fund balance; and

**WHEREAS**, four (4) grants have been received into the Nursing Fund for 2020 **1) ELC GRANT \$309,000; Cares Act \$39,000; OPTI Grant \$35,000; Sub contract with Pueblo the HRSA grant \$38,000; Immunization – FM Grant \$10,000; Total of \$431,000** going into the Nursing Fund for 2020


**WHEREAS**, public works fund is over budget by over \$100,000 for budget year 2020 – reason being Jail repairs were budgeted in 2019 and we anticipated spending the dollars in 2019, Project was budgeted in 2019 but was worked on in 2020. The over budget will


be appropriated for the Public Works fund balance; and

**WHEREAS**, it is the intention of the Board of Commissioners that any appropriation of any fund Budget of Conejos County be appropriated from additional revenue received within the specific and/or available fund balance. Such occurrence that was unforeseen at the time of the adoption of the 2020 budget.


**BE IT THEREFORE RESOLVED, THAT THIS RESOLUTION WAS CONSIDERED, DISCUSSED AND ADOPTED THE 30th DAY OF DECEMBER 2020 AT A SPECIAL MEETING OF THE BOARD.**

**ATTEST:**

  
\_\_\_\_\_  
Nathan Ruybal, Clerk



  
\_\_\_\_\_  
Mitchell Jarvies, Chairman

  
\_\_\_\_\_  
Steve McCarroll, Vice Chair

  
\_\_\_\_\_  
Carlos Garcia, Vice Chair

BEFORE THE BOARD OF COUNTY COMMISSIONERS  
OF  
CONEJOS COUNTY, COLORADO  
RESOLUTION NO. C-02-21


A RESOLUTION PROVIDING FOR THE APPROPRIATION OF MONIES FOR THE PURPOSES OF ENABLING THE DISCHARGE OF THE OBLIGATIONS OF THE COUNTY OF CONEJOS, INCURRED AS A RESULT OF EXPENDITURES NOT FORSEEN AT THE TIME THE 2020 BUDGET WAS ADOPTED.


WHEREAS, it has come to the attention of the Board of Commissioners that the following appropriation to the Public Works fund will be made; and

WHEREAS, an appropriation in the amount of \$62,148.47 will be made to the Public Works fund from the States Underfunded Grant for the master plan of the Conejos County Courthouse. Such expenditures were made out of the Public Works fund; and

BE IT THEREFORE RESOLVED, THAT THIS RESOLUTION WAS CONSIDERED, DISCUSSED AND ADOPTED THE 7<sup>th</sup> DAY OF JANUARY 2021 AT A REGULAR MEETING OF THE BOARD.

ATTEST:

  
Nathan Ruybal, Clerk



  
Mitchell Jarvies, Chairman

  
Steve McCarroll, Vice Chair

  
Carlos Garcia, Vice Chair



## Board of County Commissioners

J. Steven McCarroll

Carlos Garcia

Mitchell Jarvies

### MEMORANDUM

**TO:** Elected Officials  
All County Employees

**SUBJECT:** Legal Holidays for 2021

**DATE:** November 18, 2020

The Conejos County Board of Commissioners has approved the following legal Holidays for the year 2021

New Year Day	Friday	January 1
Martin Luther King Day	Monday	January 18
Presidents Day	Monday	February 15
Good Friday	Friday	April 2 <sup>nd</sup> ½ day
Memorial Day	Monday	May 31
Independence Day	Monday	July 5
Labor Day	Monday	September 6
Columbus Day	Monday	October 11
Veterans Day	Thursday	November 11 <sup>th</sup>
Thanksgiving Day & Day after	Thursday Friday	November 25 November 26
Christmas Eve	Friday	December 24

Mitchell Jarvies - Chairman

**Conejos County**  
**Department of Social Services**

**FINAL**

**2021**



**CONEJOS COUNTY  
DEPARTMENT OF SOCIAL SERVICES  
BUDGET FINAL  
2021**

**Table of Contents**

<b>APPROPRIATIONS &amp; REVENUES</b>	<b>PAGE</b>
COUNTY BUDGET REQUEST	3
SUMMARY OF APPROPRIATIONS	4
SUMMARY OF STATE REVENUES	5
SUMMARY OF COUNTY REVENUES	6
SCHEDULE OF LOCAL REVENUE OTHER THAN PROPERTY TAX	7
SCHEDULE OF AMOUNT TO BE RAISED BY PROPERTY TAX	8
 <b>ADMINISTRATION</b>	
COUNTY ADMINISTRATION	9
LEAP	10
AND 1233 ADMIN	11
COLORADO WORKS ADMIN	12
CHILD CARE ADMIN	13
CW 80-100% ADMIN	14
CW FTE FUNDING	15
CW ED STAB	16
APS ADMIN	17
IV-D	18
CORE	19
 <b>PROGRAMS</b>	
COLORADO WORKS/TANF	20
CHILD CARE	21
CHILD WELFARE/FOSTER CARE	22
APS	23
LEAP	24
AND	25
HCA	26
OAP	27
CORE	28
FOOD ASSISTANCE	29
HB 1451	30
GENERAL ASSISTANCE	31
SALARIES	32

# CONEJOS COUNTY DEPARTMENT OF SOCIAL SERVICES

## BUDGET FINAL 2021

What Flows thru the County

	2019	2020		2020	2021	
	ACTUAL	BUDGET	JULY YTD	ESTIMATED	BUDGET	BUDGET
	EXPENDITURE	REQUEST	EXPENDITURE	EXPENDITURE	REQUEST	APPROVED
<b>ADMINISTRATION:</b>						
County Administration	346,339	388,635	227,536	352,550	389,718	389,718
LEAP Administration & Outreach	949	30,474	4,268	6,403	30,474	30,474
AND 1233 Administration	0	32,528	3,563	5,345	0	0
Colorado Works	111,930	194,000	80,648	117,916	185,822	185,822
Child Care	29,059	122,486	23,890	49,413	107,779	107,779
Child Welfare	401,446	426,799	235,438	334,590	426,799	426,799
CW FTE Funding	36,469	76,551	29,510	44,267	74,272	74,272
CW Ed Stability	0	0	0	0	6,701	6,701
Adult Protective Services	29,339	57,006	13,921	19,304	50,359	50,359
CORE Services Admin	4,633	10,314	2,275	3,408	17,788	17,788
IV-D Administration	116,404	165,023	70,315	105,135	178,221	178,221
<b>Subtotal</b>	<b>1,076,568</b>	<b>1,503,816</b>	<b>691,364</b>	<b>1,038,331</b>	<b>1,467,933</b>	<b>1,467,933</b>
<b>PROGRAMS:</b>						
Colorado Works/TANF	-67,656	26,464	169,297	253,946	200,604	200,604
Child Care	149,202	12,011	81,842	122,763	134,414	134,414
Child Welfare	216,794	88,341	121,541	182,312	304,385	304,385
LEAP	299,892	0	396,260	594,390	425,000	425,000
Aid to Needy and Disabled	77,103	25,000	45,718	68,577	125,000	125,000
CORE Services	128,347	21,955	59,289	88,934	85,265	85,265
Home Care Allowance	104,221	12,500	65,380	98,070	250,000	250,000
Old Age Pension	317,387	0	161,036	241,554	350,000	350,000
Food Assistance	1,921,696	0	1,745,353	2,618,030	3,250,000	3,250,000
General Assistance	0	1,000	0	0	1,000	1,000
APS	0	0	0	0	2,000	2,000
<b>Subtotal</b>	<b>3,146,986</b>	<b>187,271</b>	<b>2,845,716</b>	<b>4,268,576</b>	<b>5,127,668</b>	<b>5,127,668</b>
<b>Total Expenditures</b>	<b>4,223,554</b>	<b>1,691,087</b>	<b>3,537,080</b>	<b>5,306,907</b>	<b>6,595,601</b>	<b>6,595,601</b>

# CONEJOS COUNTY DEPARTMENT OF SOCIAL SERVICES

## BUDGET FINAL 2021

### SUMMARY OF TOTAL APPROPRIATIONS

	2019	2020		2020	2021		2021
	ACTUAL	BUDGET	JULY YTD	ESTIMATED	BUDGET	BUDGET	BUDGET
	EXPENDITURE	REQUEST	EXPENDITURE	EXPENDITURE	REQUEST	REQUEST	APPROVED
<b>ADMINISTRATION:</b>							
County Administration	346,339	388,635	227,536	352,550	389,718	389,718	389,718
LEAP Administration & Outreach	949	30,474	4,268	6,403	30,474	30,474	30,474
AND 1233 Administration	0	32,528	3,563	5,345	0	0	0
Colorado Works/TANF	111,930	194,000	80,648	117,916	185,822	185,822	185,822
Child Care	29,059	122,486	23,890	49,413	107,779	107,779	107,779
Child Welfare	401,446	426,799	235,438	334,590	426,799	426,799	426,799
CW FTE Funding	36,469	76,551	29,510	44,267	74,272	74,272	74,272
CW Ed Stability	0	0	0	0	6,701	6,701	6,701
Adult Protective Services	29,339	57,006	13,921	19,304	50,359	50,359	50,359
CORE Admin	4,633	10,314	2,275	3,408	17,788	17,788	17,788
N-D Administration	116,404	165,023	70,315	105,135	178,221	178,221	178,221
<b>Subtotal</b>	<b>1,076,568</b>	<b>1,503,816</b>	<b>691,364</b>	<b>1,038,331</b>	<b>1,467,933</b>	<b>1,467,933</b>	<b>1,467,933</b>
<b>PROGRAMS:</b>							
Colorado Works/TANF	301,783	266,853	169,297	253,946	200,604	200,604	200,604
Child Care	149,202	134,414	81,842	122,763	134,414	134,414	134,414
Child Welfare	216,794	438,341	121,541	182,312	304,385	304,385	304,385
LEAP	299,892	425,000	396,260	594,390	425,000	425,000	425,000
Aid to Needy and Disabled	77,103	125,000	45,718	68,577	125,000	125,000	125,000
CORE Services	128,347	190,266	59,289	88,934	85,265	85,265	85,265
Home Care Allowance	104,221	250,000	65,380	98,070	250,000	250,000	250,000
Old Age Pension	317,387	350,000	161,036	241,554	350,000	350,000	350,000
Food Assistance	1,921,696	3,250,000	1,745,353	2,618,030	3,250,000	3,250,000	3,250,000
General Assistance	0	1,000	0	0	1,000	1,000	1,000
APS	0	0	0	0	2,000	2,000	2,000
<b>Subtotal</b>	<b>3,516,425</b>	<b>5,430,874</b>	<b>2,845,716</b>	<b>4,268,576</b>	<b>5,127,668</b>	<b>5,127,668</b>	<b>5,127,668</b>
<b>Total Expenditures</b>	<b>4,592,993</b>	<b>6,934,690</b>	<b>3,537,080</b>	<b>5,306,907</b>	<b>6,595,601</b>	<b>6,595,601</b>	<b>6,595,601</b>

**CONEJOS COUNTY DEPARTMENT OF SOCIAL SERVICES**

**BUDGET FINAL  
2021**

**SUMMARY OF STATE REVENUES**

	2019 ACTUAL REVENUES	2020 BUDGET REQUEST	2020 JULY YTD REVENUES	2020 ESTIMATED REVENUES	2021 BUDGET REQUEST	2021 BUDGET APPROVED
<b>Administration</b>						
County Administration	294,968	318,681	174,480	281,735	319,569	319,589
LEAP Administration & Outreach	1,113	30,474	1,416	6,403	30,474	30,474
AND 1233 Administration	0	32,528	3,563	5,345	0	0
Colorado Works	31,164	187,537	20,952	83,751	152,372	152,372
Child Care	29,593	110,475	23,949	39,530	95,375	95,375
Child Welfare 80% & 100%	(269,834)	341,439	(139,323)	(208,985)	341,439	341,439
CW FTE Funding	36,469	76,551	29,510	44,267	74,272	74,272
CW Ed Stability	0	0	0	0	8,691	8,691
Adult Protective Services	24,146	45,605	11,300	16,950	40,287	40,287
CORE Admin	73	181,232	1,815	2,723	103,053	181,232
IV-D Administration	87,855	108,915	48,863	73,295	178,221	178,221
<b>Total</b>	<b>235,347</b>	<b>1,413,437</b>	<b>176,535</b>	<b>325,014</b>	<b>1,343,753</b>	<b>1,343,753</b>

**PROGRAMS:**

Colorado Works/TANF	369,439	240,389	207,449	311,174	167,154	167,154
Child Care	125,141	122,403	67,764	98,210	122,011	122,011
Child Welfare	174,634	350,000	98,892	145,340	242,835	242,835
LEAP	301,005	425,000	399,111	594,390	425,000	425,000
Aid to Needy and Disabled	60,181	100,000	36,221	54,332	100,000	100,000
CORE Services	110,761	168,311	-10,505	-15,758	63,310	63,310
Home Care Allowance	89,387	237,500	61,995	92,993	237,500	237,500
Old Age Pension	303,059	350,000	160,966	241,554	350,000	350,000
Food Assistance	2,007,812	3,250,000	1,745,353	2,618,030	3,250,000	3,250,000
<b>Total</b>	<b>3,541,428</b>	<b>5,243,603</b>	<b>2,765,246</b>	<b>4,140,265</b>	<b>4,957,810</b>	<b>4,957,810</b>

**Other State Revenue**

TANF Transfers	0	0	0	0	0	0
TANF Work Bonus	0	0	0	0	51,894	51,894
TANF Reserves	0	0	0	0	200,960	200,960
Excess Parental Fees SB-94	130,188	130,188	130,188	1,895	132,083	132,083
Foster Care Fees/Title XX	0	2,000	0	0	2,000	2,000
State Incentives	14,766	12,000	7,428	11,142	15,000	15,000
Federal Incentives	1,424	10,000	1,054	1,581	5,000	5,000
Medicaid Incentives	16,404	16,404	16,404	13,742	30,146	30,146
IV D Retained	9,800	10,000	5,977	8,966	10,000	10,000
County Tax Base Relief	75,536	85,000	48,889	73,334	85,000	85,000
<b>Total Other State Revenue</b>	<b>248,118</b>	<b>285,592</b>	<b>209,940</b>	<b>110,860</b>	<b>532,083</b>	<b>532,083</b>

**Total State Revenues**

<b>Total State Revenues</b>	<b>4,024,893</b>	<b>6,922,632</b>	<b>3,151,721</b>	<b>4,575,939</b>	<b>6,833,646</b>	<b>6,833,646</b>
-----------------------------	------------------	------------------	------------------	------------------	------------------	------------------

# CONEJOS COUNTY DEPARTMENT OF SOCIAL SERVICES

## BUDGET FINAL 2021 SUMMARY OF COUNTY REVENUES

	2019 ACTUAL REVENUES	2020 BUDGET REQUEST	2020 JULY YTD REVENUES	2020 ESTIMATED REVENUES	2021 BUDGET REQUEST	2021 BUDGET APPROVED
<b>Administration</b>						
County Administration	51,371	69,954	53,046	90,815	70,149	70,149
LEAP Administration & Outreach	(164)	0	0	0	0	0
AND 1233 Administration	0	32,528	3,563	5,345	0	0
Colorado Works	80,766	26,463	59,696	34,165	33,450	33,450
Child Care	(534)	12,011	(59)	9,883	12,404	12,404
Child Welfare 80% & 100%	671,280	85,360	374,761	562,142	85,360	85,360
CW FTE Funding	0	0	0	0	0	0
Adult Protective Services	5,193	11,401	2,621	2,354	10,072	10,072
CORE Admin	4,560	22,162	460	0	22,162	22,162
IV-D Administration	11,444	56,108	21,452	31,840	60,595	60,595
Child Welfare TANF Transfer County Share	0	0	0	0	0	0
<b>Total</b>	<b>823,916</b>	<b>315,987</b>	<b>515,540</b>	<b>736,544</b>	<b>294,192</b>	<b>294,192</b>
<b>PROGRAMS:</b>						
Colorado Works/TANF MOE	-67,656	26,464	-38,152	-76,304	33,450	33,450
Child Care MOE	24,061	12,011	14,078	24,553	12,403	12,403
Child Welfare	42,160	88,341	24,649	36,972	61,550	61,550
LEAP	1,113	0	2,851	0	0	0
Aid to Needy and Disabled	16,922	25,000	9,497	14,245	25,000	25,000
CORE Services	17,586	21,955	69,794	22,162	21,955	21,955
Home Care Allowance	14,824	12,500	3,385	5,078	12,500	12,500
Old Age Pension	14,329	0	70	93	0	0
Food Assistance	-86,116	0	0	0	0	0
General Assistance	0	1,000	0	0	1,000	1,000
APS	0	0	0	0	507	507
<b>Total</b>	<b>-22,777</b>	<b>187,271</b>	<b>86,172</b>	<b>26,799</b>	<b>168,365</b>	<b>168,365</b>
<b>Total County Revenues</b>	<b>801,139</b>	<b>503,258</b>	<b>601,712</b>	<b>763,343</b>	<b>462,557</b>	<b>462,557</b>

# CONEJOS COUNTY DEPARTMENT OF SOCIAL SERVICES

## BUDGET FINAL 2021

### SCHEDULE OF LOCAL REVENUE OTHER THAN PROPERTY TAX

	2019 ACTUAL REVENUES	2020 BUDGET REQUEST	2020 JULY YTD REVENUES	2020 ESTIMATED REVENUES	2021 BUDGET REQUEST	2021 BUDGET APPROVED
Specific Own. Taxes	54,671	55,000	37,781	56,672	55,000	55,000
Delinquent Taxes & Interest	430	500	223	335	500	500
Penalties & Interest	0	1,500	0	0	0	0
Miscellaneous Revenues	0	0	0	0	0	0
<b>Total</b>	<b>55,101</b>	<b>57,500</b>	<b>38,004</b>	<b>57,007</b>	<b>55,500</b>	<b>55,500</b>

**CONJOS COUNTY DEPARTMENT OF SOCIAL SERVICES**

**BUDGET FINAL  
2021**

**SCHEDULE FOR COMPUTATION OF AMOUNT TO BE RAISED BY PROPERTY TAX**

Explanation	2019 Actual Exp.	2020 Budget Year	2021 Budget Year
Total Appropriations	4,592,993	5,306,907	6,595,601
<b>Ending Fund Balance 2018</b>	<b>974,530</b>	775,953	291,898
Subtotal	4,592,993	4,530,954	6,303,703

Resources Other Than Tax Levy:			
Estimated State Grants	4,024,893	4,575,939	6,833,646
Other Local Revenue	55,101	57,007	55,500
Transfer From County			
Subtotal	4,079,994	4,632,946	6,889,146

Amount Required From Current Property	314,422	249,906	258,786
From Prior Year Surplus			
Assessed Valuation	69,871,537	71,401,734	73,938,975
Mill Levy	4.5	3.5	3.5
Subtotal	775,953	351,898	844,229

State Payback: Family Foundations	0	0	0
Auditor Adjustments	0	0	0
County Reimbursement	0	45,000	45,000
DSS Vehicle	16,545	50,000	50,000
Vehicle maintenance	0	10,000	10,000
ENDING FUND BALANCE	759,408	291,898	784,229

**ACCEPTED BY THE CONJOS COUNTY BOARD OF  
COUNTY COMMISSIONERS:**

Signature: \_\_\_\_\_

Date: \_\_\_\_\_

**CONEJOS COUNTY DEPARTMENT OF SOCIAL SERVICES**

**BUDGET FINAL  
2021**

**COUNTY ADMINISTRATION**

	2019 ACTUAL EXPENDITURES	2020 BUDGET REQUEST	2020 JULY YTD EXPENDITURES	2020 ESTIMATED EXPENDITURES	2021 BUDGET REQUEST	2021 BUDGET APPROVED
<b>ADMIN EXPENDITURES</b>						
Salaries	371,977	344,374	221,618	332,427	358,607	358,607
FICA	21,569	21,351	24,715	37,073	22,234	22,234
Medicare	5,045	4,993	1,626	2,439	5,200	5,200
Retirement	12,009	13,775	6,924	10,386	14,344	14,344
Insurance	44,830	67,462	24,996	37,494	66,760	66,760
Wk/Comp - Unemp	4,000	5,687	2,650	3,975	3,975	3,975
<b>Subtotal</b>	<b>459,430</b>	<b>457,642</b>	<b>282,529</b>	<b>423,794</b>	<b>471,120</b>	<b>471,120</b>
<b>OPERATIONS</b>						
Auto Maintenance	3,920	7,011	1,639	2,459	7,011	7,011
Contracts	1,823	52,406	1,443	2,165	45,421	45,421
Operating	58,879	84,361	45,671	68,507	78,951	78,951
Travel	4,361	6,627	84	126	6,627	6,627
Capital Outlay						
Building Rent/Maint.	2,064	5,448	2,211	3,317	5,448	5,448
Nonallocated Expenses	2,177	2,450	3,455	5,183	2,450	2,450
Miscellaneous Expense	998	1,000	7,495.70	11,244	1,000	1,000
<b>Sub-Total:</b>	<b>70,302</b>	<b>159,303</b>	<b>52,864</b>	<b>90,542</b>	<b>146,908</b>	<b>146,908</b>
RMS Adjustment	(183,341)	(228,310)	(107,857)	(161,786)	(228,310)	(228,310)
<b>TOTAL EXPENSES</b>	<b>346,339</b>	<b>388,635</b>	<b>227,536</b>	<b>362,550</b>	<b>389,718</b>	<b>389,718</b>
<b>Source of Revenue</b>						
State Fund Authorization	294,968	318,681	174,490	261,735	319,569	319,569
Local Costs/County MOE	51,371	69,954	53,046	90,815	70,149	70,149
<b>Total Revenue</b>	<b>346,339</b>	<b>388,635</b>	<b>227,536</b>	<b>362,550</b>	<b>389,718</b>	<b>389,718</b>



# CONEJOS COUNTY DEPARTMENT OF SOCIAL SERVICES

## BUDGET FINAL 2021

### LEAP ADMINISTRATION & OUTREACH

	2019	2020		2020	2021		2021
	ACTUAL	BUDGET	JULY YTD	ESTIMATED	BUDGET	BUDGET	BUDGET
	EXPENDITURES	REQUEST	EXPENDITURES	EXPENDITURES	REQUEST	REQUEST	APPROVED
<b>ADMIN EXPENDITURES</b>							
Salaries	259	2,500	128	192	2,500	2,500	2,500
FICA	15	155	32	48	155	155	155
Medicare	4	36	2	3	36	36	36
Retirement	10	100	5	8	100	100	100
Insurance	59	750	8	12	750	750	750
Wk/Comp - Unemp	7	350	10	15	350	350	350
<b>Subtotal</b>	<b>354</b>	<b>3,891</b>	<b>185</b>	<b>278</b>	<b>3,891</b>	<b>3,891</b>	<b>3,891</b>
<b>OPERATIONS</b>							
Contracts	549	26,533	4,067	6,101	26,533	26,533	26,533
Travel	0	0	0	0	0	0	0
Operating	46	50	16	24	50	50	50
Capital Outlay	0	0	0	0	0	0	0
<b>Sub-Total:</b>	<b>595</b>	<b>26,583</b>	<b>4,083</b>	<b>6,125</b>	<b>26,583</b>	<b>26,583</b>	<b>26,583</b>
<b>TOTAL EXPENSES</b>	<b>949</b>	<b>30,474</b>	<b>4,268</b>	<b>6,403</b>	<b>30,474</b>	<b>30,474</b>	<b>30,474</b>
<b>Source of Revenue</b>							
State Fund Authorization	1,113	30,474	1,416	6,403	30,474	30,474	30,474
Local Costs/County MOE	-164	0	0	0	0	0	0
<b>Total Revenue</b>	<b>949</b>	<b>30,474</b>	<b>1,416</b>	<b>6,403</b>	<b>30,474</b>	<b>30,474</b>	<b>30,474</b>

# CONEJOS COUNTY DEPARTMENT OF SOCIAL SERVICES

## BUDGET FINAL 2021

### AND 1233 ADMINISTRATION

	2019 ACTUAL EXPENDITURES	2020 BUDGET REQUEST	2020 JULY YTD EXPENDITURES	2020 ESTIMATED EXPENDITURES	2021 BUDGET REQUEST	2021 BUDGET APPROVED
<b>ADMIN EXPENDITURES</b>						
Salaries	0	0	0	0	0	0
FICA	0	0	0	0	0	0
Medicare	0	0	0	0	0	0
Retirement	0	0	0	0	0	0
Insurance	0	0	0	0	0	0
Wk/Comp - Unemp	0	0	0	0	0	0
Subtotal	0	0	-	-	-	-
<b>OPERATIONS</b>						
Contracts	0	32,528	2,680	4,020	0	0
Travel	0	0	0	0	0	0
Operating	0	0	883	1,325	0	0
Capital Outlay	0	0	0	0	0	0
Sub-Total:	-	32,528	3,563	5,345	-	-
<b>TOTAL EXPENSES</b>	-	<b>32,528</b>	<b>3,563</b>	<b>5,345</b>	-	-
<b>Source of Revenue</b>						
State Fund Authorization	-	32,528	3,563	5,345	-	32,528
Local Costs/County MOE	0	0	0	0	0	-32,528
<b>Total Revenue</b>	-	<b>32,528</b>	<b>3,563</b>	<b>5,345</b>	-	-

# CONEJOS COUNTY DEPARTMENT OF SOCIAL SERVICES

## BUDGET FINAL 2021

### COLORADO WORKS/TANF - ADMINISTRATION

	2019	2020		2020	2021	
	ACTUAL	BUDGET	JULY YTD	ESTIMATED	BUDGET	BUDGET
	EXPENDITURES	REQUEST	EXPENDITURES	EXPENDITURES	REQUEST	APPROVED
<b>ADMIN EXPENDITURES</b>						
Salaries	3,617	42,231	7,607	11,411	47,673	47,673
FICA	213	2,618	484	726	2,956	2,956
Medicare	50	612	111	167	691	691
Retirement	129	1,689	127	191	1,907	1,907
Insurance	361	8,775	229	344	9,477	9,477
Wk/Comp - Unemp	498	743	86	129	129	129
<b>Subtotal</b>	<b>4,868</b>	<b>56,668</b>	<b>8,644</b>	<b>12,968</b>	<b>62,833</b>	<b>62,833</b>
<b>OPERATIONS</b>						
Auto Maintenance	0	1,174	0	0	1,174	1,174
Contracts	84,286	96,158	59,226	88,839	76,500	76,500
Travel	149	2,500	2,139	150	7,815	7,815
Operating	893	7,500	2,664	3,996	7,500	7,500
Capital Outlay	0	0	0	0	0	0
<b>Sub-Total:</b>	<b>85,328</b>	<b>107,332</b>	<b>64,029</b>	<b>92,985</b>	<b>92,989</b>	<b>92,989</b>
RMS Adjustment	21,734	30,000	7,975	11,963	30,000	30,000
<b>TOTAL EXPENSES</b>	<b>111,930</b>	<b>194,000</b>	<b>80,648</b>	<b>117,916</b>	<b>185,822</b>	<b>185,822</b>
<b>Source of Revenue</b>						
State Fund Authorization	31,164	167,537	20,952	83,751	152,372	152,372
Local Costs/County MOE	80,766	26,463	59,696	34,165	33,450	33,450
<b>Total Revenue</b>	<b>111,930</b>	<b>194,000</b>	<b>80,648</b>	<b>117,916</b>	<b>185,822</b>	<b>185,822</b>

**CONEJOS COUNTY DEPARTMENT OF SOCIAL SERVICES**

**BUDGET FINAL  
2021**

**CHILD CARE ADMINISTRATION**

	2019 ACTUAL EXPENDITURES	2020 BUDGET REQUEST	2020 JULY YTD EXPENDITURES	2020 ESTIMATED EXPENDITURES	2021 BUDGET REQUEST	2021 BUDGET APPROVED
<b>ADMIN EXPENDITURES</b>						
Salaries	17,888	55,000	17,121	25,662	55,000	55,000
FICA	1,037	3,410	1,070	1,605	3,410	3,410
Medicare	243	798	245	368	798	798
Retirement	488	2,200	285	428	2,200	2,200
Insurance	2,175	17,500	1,219	6,669	17,500	17,500
Wk/Comp - Unemp	302	300	207	311	300	300
<b>Subtotal</b>	<b>22,133</b>	<b>79,208</b>	<b>20,147</b>	<b>35,063</b>	<b>79,208</b>	<b>79,208</b>
<b>OPERATIONS</b>						
Auto Maintenance	0	3,000	0	0	3,000	1,006
Contracts	23	22,778	25	38	8,071	8,071
Travel	45	5,000	0	5,300	5,000	5,000
Operating	1,664	5,000	673	1,010	5,000	5,000
Capital Outlay		5,000	0	5,300	5,000	5,000
<b>Sub-Total:</b>	<b>1,752</b>	<b>40,778</b>	<b>698</b>	<b>11,648</b>	<b>26,071</b>	<b>26,071</b>
RMS Adjustment	5,174	2,500	3,045	2,702	2,500	2,500
<b>TOTAL EXPENSES</b>	<b>29,059</b>	<b>122,486</b>	<b>23,890</b>	<b>49,413</b>	<b>107,779</b>	<b>107,779</b>
<b>Source of Revenue</b>						
State Fund Authorization	29,593	110,475	23,949	39,530	95,375	95,375
Local Costs/County MOE	(534)	12,011	(59)	9,883	12,404	12,404
<b>Total Revenue</b>	<b>29,059</b>	<b>122,486</b>	<b>23,890</b>	<b>49,413</b>	<b>107,779</b>	<b>107,779</b>

# CONEJOS COUNTY DEPARTMENT OF SOCIAL SERVICES

## BUDGET FINAL 2021

### CHILD WELFARE ADMINISTRATION 80%/100%

	2019	2020	2020	2020	2020	2021	2021
	ACTUAL	BUDGET	JULY YTD	ESTIMATED	ESTIMATED	BUDGET	BUDGET
	EXPENDITURES	REQUEST	EXPENDITURES	EXPENDITURES	EXPENDITURES	REQUEST	APPROVED
<b>ADMIN EXPENDITURES</b>							
Salaries	195,737	208,693	115,324	142,438		137,040	137,040
FICA	11,504	12,939	6,983	10,480		8,496	8,496
Medicare	2,691	3,026	1,604	2,408		1,987	1,987
Retirement	5,176	8,348	2,526	3,789		5,482	5,482
Insurance	19,145	27,763	8,059	23,968		27,764	27,764
Wk/Comp - Unemp	1,876	3,545	2,013	3,020		3,020	3,020
<b>Subtotal</b>	<b>236,129</b>	<b>264,314</b>	<b>136,519</b>	<b>186,011</b>		<b>183,789</b>	<b>183,789</b>
<b>OPERATIONS</b>							
Auto Maintenance	0	5,000	0	200		5,000	2,515
Contracts	12,926	27,485	9,230	13,845		108,010	108,010
Travel	2,279	5,000	15	23		5,000	5,000
Operating	13,860	20,000	7,612	11,418		20,000	20,000
Capital Outlay	0	5,000	0	0		5,000	5,000
<b>Sub-Total:</b>	<b>29,065</b>	<b>62,485</b>	<b>16,857</b>	<b>25,486</b>		<b>143,010</b>	<b>140,525</b>
RMS Adjustment	136,252	100,000	82,062	123,093		100,000	100,000
<b>TOTAL EXPENSES</b>	<b>401,446</b>	<b>426,799</b>	<b>235,438</b>	<b>334,590</b>		<b>426,799</b>	<b>426,799</b>
<b>Source of Revenue</b>							
State Fund Authorization	(269,634)	341,439	(139,323)	(208,985)		341,439	341,439
Local Costs/County MOE	671,280	85,360	374,761	562,142		85,360	85,360
TANF Transfer County Share	0	0	0	0		0	0
<b>Total Revenue</b>	<b>401,446</b>	<b>426,799</b>	<b>235,438</b>	<b>353,157</b>		<b>426,799</b>	<b>426,799</b>

# CONEJOS COUNTY DEPARTMENT OF SOCIAL SERVICES

## BUDGET FINAL 2021

### CW FTE FUNDING

	2019	2020	2020	2020	2021	2021
	ACTUAL	BUDGET	JULY YTD	ESTIMATED	BUDGET	BUDGET
	EXPENDITURES	REQUEST	EXPENDITURES	EXPENDITURES	REQUEST	APPROVED
<b>ADMIN EXPENDITURES</b>						
Salaries	30,680	48,520	25,145	37,718	50,687	50,687
FICA	1,865	3,008	1,544	2,316	3,143	3,143
Medicare	436	704	354	531	735	735
Retirement	739	1,941	129	194	2,027	2,027
Insurance	2,564	10,585	2,221	3,332	9,883	9,883
Wk/Comp - Unemp	119	165	67	101	101	101
<b>Subtotal</b>	<b>36,403</b>	<b>64,923</b>	<b>29,460</b>	<b>44,192</b>	<b>66,576</b>	<b>66,576</b>
<b>OPERATIONS</b>						
Contracts	66	0	50	75	0	0
Travel	0	4,985	0	0	2,987	2,987
Operating	0	5,000	0	0	3,066	3,066
Capital Outlay	0	1,643	0	0	1,643	1,643
<b>Sub-Total:</b>	<b>66</b>	<b>11,628</b>	<b>50</b>	<b>75</b>	<b>7,696</b>	<b>7,696</b>
<b>TOTAL EXPENSES</b>	<b>36,469</b>	<b>76,551</b>	<b>29,510</b>	<b>44,267</b>	<b>74,272</b>	<b>74,272</b>
<b>Source of Revenue</b>						
State Fund Authorization	36,469	76,551	29,510	44,267	74,272	74,272
Local Costs/County MOE	0	0	0	0	0	0
<b>Total Revenue</b>	<b>36,469</b>	<b>76,551</b>	<b>29,510</b>	<b>44,267</b>	<b>74,272</b>	<b>74,272</b>

**CONEJOS COUNTY DEPARTMENT OF SOCIAL SERVICES**

**BUDGET FINAL  
2021**

**CHILD WELFARE EDUCATION STABILITY**

	2019	2020	2020	2020	2021	2021
	ACTUAL	BUDGET	JULY YTD	ESTIMATED	BUDGET	BUDGET
	EXPENDITURES	REQUEST	EXPENDITURES	EXPENDITURES	REQUEST	APPROVED
<b>ADMIN EXPENDITURES</b>						
Salaries	0	7,129	0	0	6,002	6,002
FICA	0	442	0	0	372	372
Medicare	0	103	0	0	87	87
Retirement	0	285	0	0	240	240
Insurance	0	1,990	0	0	-	0
Wk/Comp - Unemp	0	0	0	0	-	0
Subtotal	0	9,949	0	0	6,701	6,701
<b>OPERATIONS</b>						
Auto Maintenance	0	0	0	0	0	0
Contracts	0	0	0	0	1,990	1,990
Travel	0	0	0	0	0	0
Operating	0	0	0	0	0	0
Capital Outlay	0	0	0	0	0	0
Sub-Total:	0	0	0	0	1,990	1,990
RMS Adjustment	0	0	0	0	0	0
<b>TOTAL EXPENSES</b>	0	9,949	0	0	8,691	8,691
<b>Source of Revenue</b>						
State Fund Authorization	0	9,949	0	0	8,691	8,691
Local Costs/County MOE	0	0	0	0	0	0
TANF Transfer County Share	0	0	0	0	0	0
<b>Total Revenue</b>	0	9,949	0	0	8,691	8,691

# CONEJOS COUNTY DEPARTMENT OF SOCIAL SERVICES

## BUDGET FINAL 2021

### ADULT PROTECTIVE SERVICES

	2019	2020		2020	2021		2021
	ACTUAL	BUDGET	JULY YTD	ESTIMATED	BUDGET	BUDGET	BUDGET
ADMIN EXPENDITURES	EXPENDITURES	REQUEST	EXPENDITURES	EXPENDITURES	REQUEST	REQUEST	APPROVED
Salaries	12,766	18,750	4,250	6,375	16,602	16,602	16,602
FICA	750	11,625	244	366	1,029	1,029	1,029
Medicare	175	272	56	84	241	241	241
Retirement	420	750	154	231	664	664	664
Insurance	1,372	3,159	480	720	2,457	2,457	2,457
Wk/Comp - Unemp	37	89	125	188	238	238	238
<b>Subtotal</b>	<b>15,520</b>	<b>34,645</b>	<b>5,309</b>	<b>7,964</b>	<b>21,231</b>	<b>21,231</b>	<b>21,231</b>
<b>OPERATIONS</b>							
Auto Maintenance	0	2,000	0		2,000	2,000	838
Contracts	434	4,361	229	344	11,128	11,128	11,128
Travel	370	1,000	0	0	1,000	1,000	1,000
Operating	0	1,000	169	254	1,000	1,000	1,000
Capital Outlay	0	1,000	0	0	1,000	1,000	1,000
<b>Sub-Total:</b>	<b>804</b>	<b>9,361</b>	<b>398</b>	<b>598</b>	<b>16,128</b>	<b>16,128</b>	<b>16,128</b>
RMS Adjustment	13,015	13,000	8,214	10,742	13,000	13,000	13,000
<b>TOTAL EXPENSES</b>	<b>29,339</b>	<b>57,006</b>	<b>13,921</b>	<b>19,304</b>	<b>50,359</b>	<b>50,359</b>	<b>50,359</b>
State Fund Authorization	24,146	45,605	11,300	16,950	40,287	40,287	40,287
Local County Costs/MOE	5,193	11,401	2,621	2,354	10,072	10,072	10,072
<b>Total Net Payments</b>	<b>29,339</b>	<b>57,006</b>	<b>13,921</b>	<b>19,304</b>	<b>50,359</b>	<b>50,359</b>	<b>50,359</b>



# CONEJOS COUNTY DEPARTMENT OF SOCIAL SERVICES

## BUDGET FINAL 2021

### IV-D ADMINISTRATION

	2019	2020		2020	2021	
	ACTUAL EXPENDITURES	BUDGET REQUEST	JULY YTD EXPENDITURES	ESTIMATED EXPENDITURES	BUDGET REQUEST	BUDGET APPROVED
<b>ADMIN EXPENDITURES</b>						
Salaries	83,365	102,762	54,256	81,384	105,794	105,794
FICA	5,399	6,371	3,618	5,427	6,559	6,559
Medicare	1,263	1,490	829	1,244	1,534	1,534
Retirement	3,586	4,110	1,820	2,730	4,232	4,232
Insurance	14,569	19,094	6,844	10,266	18,884	18,884
Wk/Comp - Unemp	976	1,358	920	1,380	1,380	1,380
<b>Subtotal</b>	<b>109,158</b>	<b>135,185</b>	<b>68,287</b>	<b>102,431</b>	<b>138,383</b>	<b>138,383</b>
<b>OPERATIONS</b>						
Auto Maintenance	0	838	0		838	838
Contracts	502	7,500	267	534	17,500	17,500
Travel	2,682	8,261	0	0	8,261	8,261
Operating	4,062	11,739	1,761	2,642	11,739	11,739
Capital Outlay	0	1,500	0	0	1,500	1,500
<b>Sub-Total:</b>	<b>7,246</b>	<b>29,838</b>	<b>2,028</b>	<b>2,704</b>	<b>39,838</b>	<b>39,838</b>
<b>TOTAL EXPENSES</b>	<b>116,404</b>	<b>165,023</b>	<b>70,315</b>	<b>105,135</b>	<b>178,221</b>	<b>178,221</b>
<b>Source of Revenue</b>						
Application fees	(100)	400	(80)	(120)	400	400
Federal Incentives	0	15,000	0	0	15,000	15,000
State Incentives	17,405	10,000	9,053	13,580	10,000	10,000
State Fund Authorization	87,655	108,915	48,863	73,295	117,626	117,626
Local Costs/County MOE	11,444	56,108	21,452	31,840	60,595	60,595
<b>Total Revenue</b>	<b>116,404</b>	<b>165,023</b>	<b>70,315</b>	<b>105,135</b>	<b>178,221</b>	<b>178,221</b>

# CONEJOS COUNTY DEPARTMENT OF SOCIAL SERVICES

## BUDGET FINAL 2021

### CORE ADMINISTRATION

	2019	2020	2020	2020	2020	2021	2021
	ACTUAL	BUDGET	JULY YTD	ESTIMATED	BUDGET	BUDGET	BUDGET
	EXPENDITURES	REQUEST	EXPENDITURES	EXPENDITURES	REQUEST	REQUEST	APPROVED
<b>ADMIN EXPENDITURES</b>							
Salaries	3,566	8,250	1,688	2,532	14,002	14,002	14,002
FICA	207	512	101	152	868	868	868
Medicare	48	120	23	35	203	203	203
Retirement	143	330	68	102	560	560	560
Insurance	632	1,053	352	528	2,106	2,106	2,106
Wk/Comp - Unemp	15	49	39	59	49	49	49
<b>Subtotal</b>	<b>4,611</b>	<b>10,314</b>	<b>2,271</b>	<b>3,408</b>	<b>17,788</b>	<b>17,788</b>	<b>17,788</b>
<b>OPERATIONS</b>							
Contracts	7	0	4	6	0	0	0
Travel	15	0	0	0	0	0	0
Operating	0	0	0	0	0	0	0
Client Assistance	0	0	0	0	0	0	0
Capital Outlay	0	0	0	0	0	0	0
<b>Sub-Total:</b>	<b>22</b>	<b>0</b>	<b>4</b>	<b>6</b>	<b>0</b>	<b>0</b>	<b>0</b>
<b>TOTAL EXPENSES</b>	<b>4,633</b>	<b>10,314</b>	<b>2,275</b>	<b>3,408</b>	<b>17,788</b>	<b>17,788</b>	<b>17,788</b>
<b>Source of Revenue</b>							
State Fund Authorization	73	181,232	1,815	2,723	181,232	181,232	181,232
Local Costs/County MOE	4,560	22,162	460	0	22,162	22,162	22,162
<b>Total Revenue</b>	<b>4,633</b>	<b>203,394</b>	<b>2,275</b>	<b>2,723</b>	<b>203,394</b>	<b>203,394</b>	<b>203,394</b>

# CONEJOS COUNTY DEPARTMENT OF SOCIAL SERVICES

## BUDGET FINAL 2021

### COLORADO WORKS/TANF PROGRAM

	2019 ACTUAL EXPENDITURES	2020 BUDGET REQUEST	2020 JULY YTD EXPENDITURES	2020 ESTIMATED EXPENDITURES	2021 BUDGET REQUEST	2021 BUDGET APPROVED
State Authorizations	301,783	266,853	169,297	253,946	200,604	200,604
<b>Total Program Expenditures</b>	<b>301,783</b>	<b>266,853</b>	<b>169,297</b>	<b>253,946</b>	<b>200,604</b>	<b>200,604</b>
<b>Source of Revenue</b>						
State Fund Authorization	369,439	240,389	207,449	311,174	167,154	167,154
Local Costs/County MOE	-67,656	26,464	-38,152	(76,304)	33,450	33,450
<b>Total Net Payments</b>	<b>301,783</b>	<b>266,853</b>	<b>169,297</b>	<b>234,870</b>	<b>200,604</b>	<b>200,604</b>

# CONEJOS COUNTY DEPARTMENT OF SOCIAL SERVICES

## BUDGET FINAL 2021

### CHILD CARE PROGRAM

	2019 ACTUAL EXPENDITURES	2020 BUDGET REQUEST	2020 JULY YTD EXPENDITURES	2020 ESTIMATED EXPENDITURES	2021 BUDGET REQUEST	2021 BUDGET APPROVED
State Authorizations	149,202	134,414	81,842	122,763	134,414	134,414
<b>Total Program Expenditures</b>	<b>149,202</b>	<b>134,414</b>	<b>81,842</b>	<b>122,763</b>	<b>134,414</b>	<b>134,414</b>
<b>Source of Revenue</b>						
State Fund Authorization	125,141	122,403	67,764	98,210	122,011	122,011
Local County Costs/MOE	24,061	12,011	14,078	24,553	12,403	12,403
<b>Total Net Payments</b>	<b>149,202</b>	<b>134,414</b>	<b>81,842</b>	<b>122,763</b>	<b>134,414</b>	<b>134,414</b>

# CONEJOS COUNTY DEPARTMENT OF SOCIAL SERVICES

## BUDGET FINAL 2021

### CHILD WELFARE/FOSTER CARE PROGRAM

	2019	2020	2020	2020	2021	2021
	ACTUAL	BUDGET	JULY YTD	ESTIMATED	BUDGET	BUDGET
	EXPENDITURES	REQUEST	EXPENDITURES	EXPENDITURES	REQUEST	APPROVEE
<b>State Authorizations</b>						
Residential Mental Health/TRCCF						
-OOH-Out of Home	13,055	60,000	7,334	11,001	60,000	60,000
-Related Child Care	165,617	335,000	83,654	125,481	201,044	201,044
-Sub Adopt	2,871	5,000	437	656	5,000	5,000
Case Services	35,251	30,000	30,116	45,174	30,000	30,000
	0	8,341	0	0	8,341	8,341
<b>Total Program Expenditures</b>	<b>216,794</b>	<b>438,341</b>	<b>121,541</b>	<b>182,312</b>	<b>304,385</b>	<b>304,385</b>
<b>Source of Revenue</b>						
Residential Mental Health/TRCCF						
-OOH-Out of Home	10,444	54,000	5,867	8,801	54,000	54,000
-Related Child Care	130,167	268,000	63,485	95,228	160,835	160,835
-Sub Adopt	2,297	4,000	435	653	4,000	4,000
-Case Services	31,726	24,000	27,105	40,658	24,000	24,000
	0	0	0	0	0	0
State Fund Authorization	174,634	350,000	96,892	145,340	242,835	242,835
Local County Costs	42,160	88,341	24,649	36,972	61,550	61,550
County Share (TANF Transfer)	0	0	0	0	0	0
<b>Total Net Payments</b>	<b>216,794</b>	<b>438,341</b>	<b>121,541</b>	<b>182,312</b>	<b>304,385</b>	<b>304,385</b>

# CONEJOS COUNTY DEPARTMENT OF SOCIAL SERVICES

## BUDGET FINAL 2021

### ADULT PROTECTIVE SERVICES PROGRAM

	2019 ACTUAL EXPENDITURES	2020 BUDGET REQUEST	2020 JULY YTD EXPENDITURES	2020 ESTIMATED EXPENDITURES	2021 BUDGET REQUEST	2021 BUDGET APPROVED
State Authorizations	0	2,535	0	0	2,000	2,000
<b>Total Program Expenditures</b>	<b>0</b>	<b>2,535</b>	<b>0</b>	<b>0</b>	<b>2,000</b>	<b>2,000</b>
<b>Source of Revenue</b>						
State Fund Authorization	0	2,028	0	0	1,493	1,493
Local County Costs/MOE	0	507	0	0	507	507
<b>Total Net Payments</b>	<b>0</b>	<b>2,535</b>	<b>0</b>	<b>0</b>	<b>2,000</b>	<b>2,000</b>

# CONEJOS COUNTY DEPARTMENT OF SOCIAL SERVICES

## BUDGET FINAL 2021

### Low Energy Assistance Program (LEAP)

	2019	2020	2020	2020	2020	2021	2021
	ACTUAL	BUDGET	JULY YTD	ESTIMATED	BUDGET	BUDGET	BUDGET
	EXPENDITURES	REQUEST	EXPENDITURES	EXPENDITURES	REQUEST	REQUEST	APPROVED
State Authorizations	299,892	425,000	396,260	594,390	425,000	425,000	425,000
<b>Total Program Expenditures</b>	<b>299,892</b>	<b>425,000</b>	<b>396,260</b>	<b>594,390</b>	<b>425,000</b>	<b>425,000</b>	<b>425,000</b>
<b>Source of Revenue</b>							
State Fund Authorization	301,005	425,000	399,111	594,390	425,000	425,000	425,000
Local County Costs/MOE	1,113	0	2,851	0	0	0	0
<b>Total Net Payments</b>	<b>302,118</b>	<b>425,000</b>	<b>401,962</b>	<b>594,390</b>	<b>425,000</b>	<b>425,000</b>	<b>425,000</b>

**CONEJOS COUNTY DEPARTMENT OF SOCIAL SERVICES**

**BUDGET FINAL  
2021**

**AID TO THE NEEDY DISABLED PROGRAM**

	<b>2019 ACTUAL EXPENDITURES</b>	<b>2020 BUDGET REQUEST</b>	<b>2020 JULY YTD EXPENDITURES</b>	<b>2020 ESTIMATED EXPENDITURES</b>	<b>2021 BUDGET REQUEST</b>	<b>2021 BUDGET APPROVED</b>
State Authorizations	77,103	125,000	45,718	68,577	125,000	125,000
<b>Total Program Expenditures</b>	<b>77,103</b>	<b>125,000</b>	<b>45,718</b>	<b>68,577</b>	<b>125,000</b>	<b>125,000</b>
<b>Source of Revenue</b>						
State Fund Authorization	60,181	100,000	36,221	54,332	100,000	100,000
Local County Costs/MOE	16,922	25,000	9,497	14,245	25,000	25,000
<b>Total Net Payments</b>	<b>77,103</b>	<b>125,000</b>	<b>45,718</b>	<b>68,577</b>	<b>125,000</b>	<b>125,000</b>
<b>Total Revenue</b>	<b>77,103</b>	<b>125,000</b>	<b>45,718</b>	<b>68,577</b>	<b>125,000</b>	<b>125,000</b>



# CONEJOS COUNTY DEPARTMENT OF SOCIAL SERVICES

## BUDGET FINAL 2021

### HOME CARE ALLOWANCE (HCA) PROGRAM

	2019 ACTUAL EXPENDITURES	2020 BUDGET REQUEST	2020 JULY YTD EXPENDITURES	2020 ESTIMATED EXPENDITURES	2021 BUDGET REQUEST	2021 BUDGET APPROVED
State Authorizations - HCA	52,802	125,000	32,922	49,383	125,000	125,000
SSI Home Care Allowance	51,419	125,000	32,458	48,687	125,000	125,000
<b>Total Program Expenditures</b>	<b>104,221</b>	<b>250,000</b>	<b>65,380</b>	<b>98,070</b>	<b>250,000</b>	<b>250,000</b>
<b>Source of Revenue</b>						
State Fund Authorization	89,397	237,500	61,995	92,993	237,500	237,500
Local County Costs	14,824	12,500	3,385	5,078	12,500	12,500
<b>Total Net Payments</b>	<b>104,221</b>	<b>250,000</b>	<b>65,380</b>	<b>98,071</b>	<b>250,000</b>	<b>250,000</b>
<b>Total Revenue</b>	<b>104,221</b>	<b>250,000</b>	<b>65,380</b>	<b>98,071</b>	<b>250,000</b>	<b>250,000</b>

# CONEJOS COUNTY DEPARTMENT OF SOCIAL SERVICES

## BUDGET FINAL 2021

### OLD AGE PENSION PROGRAM

	2019 ACTUAL EXPENDITURES	2020 BUDGET REQUEST	2020 JULY YTD EXPENDITURES	2020 ESTIMATED EXPENDITURES	2021 BUDGET REQUEST	2021 BUDGET APPROVED
State Authorizations	313,739	350,000	161,036	241,554	350,000	350,000
RMS Admin	3,648		2,238			
<b>Total Program Expenditures</b>	<b>317,387</b>	<b>350,000</b>	<b>161,036</b>	<b>241,554</b>	<b>350,000</b>	<b>350,000</b>
<b>Source of Revenue</b>						
State Fund Authorization	303,058	350,000	160,966	241,554	350,000	350,000
Local County Costs	14,329	0	70	93	0	0
<b>Total Net Payments</b>	<b>317,387</b>	<b>350,000</b>	<b>161,036</b>	<b>241,647</b>	<b>350,000</b>	<b>350,000</b>

# CONEJOS COUNTY DEPARTMENT OF SOCIAL SERVICES

## BUDGET FINAL 2021

### CORE SERVICES PROGRAM

	2019 ACTUAL EXPENDITURES	2020 BUDGET REQUEST	2020 JULY YTD EXPENDITURES	2020 ESTIMATED EXPENDITURES	2021 BUDGET REQUEST	2021 BUDGET APPROVED
State Authorizations						
Core Services 80%	440	99,612	138	207	85,265	85,265
Core Services 100%	127,887	88,569	58,778	88,167	0	0
Special Economic Assistance 100%	20	2,085	373	560	0	0
<b>Total Program Expenditures</b>	<b>128,347</b>	<b>190,266</b>	<b>59,289</b>	<b>88,934</b>	<b>85,265</b>	<b>85,265</b>
<b>Source of Revenue</b>						
State Fund Authorization	110,761	168,311	-10,505	(15,758)	63,310	63,310
Local County Costs	17,586	21,955	69,794	22,162	21,955	21,955
<b>Total Net Payments</b>	<b>128,347</b>	<b>190,266</b>	<b>59,289</b>	<b>6,404</b>	<b>85,265</b>	<b>85,265</b>

# CONEJOS COUNTY DEPARTMENT OF SOCIAL SERVICES

## BUDGET FINAL 2021

### FOOD ASSISTANCE BENEFITS PROGRAM

	2019 ACTUAL EXPENDITURES	2020 BUDGET REQUEST	2020 JULY YTD EXPENDITURES	2020 ESTIMATED EXPENDITURES	2021 BUDGET REQUEST	2021 BUDGET APPROVED
State Authorizations	1,921,696	3,250,000	1,745,353	2,618,030	3,250,000	3,250,000
<b>Total Program Expenditures</b>	<b>1,921,696</b>	<b>3,250,000</b>	<b>1,745,353</b>	<b>2,618,030</b>	<b>3,250,000</b>	<b>3,250,000</b>
<b>Source of Revenue</b>						
State Fund Authorization	2,007,812	3,250,000	1,745,353	2,618,030	3,250,000	3,250,000
Local County Costs	-86,116	0	0	0	0	0
<b>Total Net Payments</b>	<b>1,921,696</b>	<b>3,250,000</b>	<b>1,745,353</b>	<b>2,618,030</b>	<b>3,250,000</b>	<b>3,250,000</b>

**CONEJOS COUNTY DEPARTMENT OF SOCIAL SERVICES**

**BUDGET FINAL  
2021**

HB 1451

	2019 ACTUAL EXPENDITURES	2020 BUDGET REQUEST	2020 JULY YTD EXPENDITURES	2020 ESTIMATED EXPENDITURES	2021 BUDGET REQUEST	2021 BUDGET APPROVED
State Authorizations	0	40,000	0	0	0	0
<b>Total Program Expenditures</b>	<b>0</b>	<b>40,000</b>	<b>0</b>	<b>0</b>	<b>0</b>	<b>0</b>
<b>Source of Revenue</b>						
State Fund Authorization	0	40,000	0	0	0	0
Local Costs/County MOE	0	0	0	0	0	0
<b>Total Net Payments</b>	<b>0</b>	<b>40,000</b>	<b>0</b>	<b>0</b>	<b>0</b>	<b>0</b>
<b>Total Revenue</b>	<b>0</b>	<b>40,000</b>	<b>0</b>	<b>0</b>	<b>0</b>	<b>0</b>

**CONEJOS COUNTY DEPARTMENT OF SOCIAL SERVICES**

**BUDGET FINAL  
2021**

**GENERAL ASSISTANCE**

	2019 ACTUAL EXPENDITURES	2020 BUDGET REQUEST	2020 JULY YTD EXPENDITURES	2020 ESTIMATED EXPENDITURES	2021 BUDGET REQUEST	2021 BUDGET APPROVED
General Assistance	0	1,000	0	0	1,000	1,000
<b>Total Program Expenditures</b>	<b>0</b>	<b>1,000</b>	<b>0</b>	<b>0</b>	<b>1,000</b>	<b>1,000</b>
<b>Source of Revenue</b>						
Local County Costs	0	1,000	0	0	1,000	1,000
<b>Total Revenue</b>	<b>0</b>	<b>1,000</b>	<b>0</b>	<b>0</b>	<b>1,000</b>	<b>1,000</b>

General Fund

	12/31/2018	12/31/2019	As of	2020	2021	2021
	Actual	Actual	10/31/2020	Estimated	Proposed	Final
<b>Intergovernmental Revenue</b>						
Forest Service	\$15,096		\$7,571	\$7,589	\$7,500	\$7,500
Veterans Officers	\$4,158	\$14,700	\$14,700	\$14,700	\$14,700	\$14,700
Colorado Wildlife	\$2,541	\$1,526	\$1,581	\$1,581	\$1,500	\$1,500
Cigarette Tax	\$2,315	\$2,345	\$1,611	\$2,000	\$2,000	\$2,000
DUI Fees	\$389	\$2,503	\$1,386	\$2,000	\$2,000	\$2,000
Work Release Revenue	\$650			\$0		
Shooting Range Grant				\$0		
SLV Mitigation Plan Grant	\$10,255			\$0		
Sheriff VAWA Grant	\$23,333	\$16,875	\$16,875	\$31,000	\$31,000	\$31,000
Sheriff VOCA Grant		\$26,319				
Sheriff Court Security Grant	\$45,878	\$48,223	\$34,157	\$51,500	\$51,500	\$51,500
Sheriff Search and Rescue	\$8,399		\$1,432	\$1,432		
Model Traffic Code Revenue	\$50	\$47,412	\$4,465	\$45,000	\$45,000	\$45,000
Clerks E-Recording Grant	\$1,690			\$0		
Cares Act Drop Grant				\$10,000		
Cares Act Laptop Grant				\$3,486		
Electronic Recording fund				\$0		
North Conejos Schools			\$3,486	\$0		
				\$0		
<b>Other Revenue</b>						
Current Property Tax	\$1,275,066	\$1,272,807	\$1,329,054	\$1,360,000	\$1,308,632	\$1,308,632
Delinquent Property Tax	(\$4,715)	\$2,535	\$2,556	\$2,600	\$1,500	\$1,500
S. O. Tax Monthly	\$244,876	\$280,476	\$189,164	\$220,000	\$220,000	\$220,000
S. O. Tax State				\$0		
Delinquent Interest on Taxes	\$501	\$650	\$817	\$850	\$300	\$300
Current Interest on Taxes		\$6,282	\$3,395	\$4,800	\$1,000	\$1,000
Outside Housing	\$175,205			\$0	\$0	\$0
Inmate SSA	\$400	\$1,000	\$200	\$400		
Certificate of Taxes Due				\$0		
CTS1 Insurance received				\$0		
CTS1 Insurance - Little Treasurers				\$0		
Assessor's Fee			\$12,771	\$16,776		
Clerks Fees	\$790	\$1,075	\$597	\$800	\$500	\$500
Election Reimbursements	\$170,528	\$193,109	\$123,140	\$170,000	\$160,000	\$160,000
Special Purpose Revenue Fund	\$7,065	\$4,461	\$29,914	\$4,461	\$0	\$0
Treasurers Fees	\$7,824	\$7,602	\$5,480	\$7,000	\$7,000	\$7,000
Public Trustee Fees	\$62,571	\$82,493	\$65,745	\$70,000	\$65,000	\$65,000
Interest on Investments	\$5,460	\$5,865	\$4,350	\$7,000	\$7,000	\$7,000
Short Check fees	\$28,097	\$88,856	\$45,474	\$47,000	\$12,000	\$12,000
Sheriff's Turn Key				\$0		
Sheriff's Fees	\$8,807	\$5,326	\$2,238	\$5,000	\$4,000	\$4,000
Sheriff Paper Serve	\$5,487	\$12,821	\$1,431	\$1,600	\$2,000	\$2,000
Sheriff Civil Stand by		\$4,680	\$1,836	\$2,000	\$2,000	\$2,000
Sheriff Finger Print Fees	\$550	\$260	\$210	\$260	\$0	\$0
Sheriff's Drug Fees	\$84	\$47	\$52	\$75	\$0	\$0
Sheriff Black and Gray Grant		\$21,417	\$18,135	\$18,135	\$0	\$0
Concealed Handguns Permit		\$1,090	\$577	\$650	\$500	\$500
Sex Offenders Registration Fees	\$1,645	\$248	\$128	\$160	\$0	\$0
Sheriff's Miscellaneous	\$780				\$0	\$0
Administrative Fees from OLTC				\$10,359		
Stimulus Funds			\$12,994	\$12,994		
Administrative Fees			\$0			

										Revenues Continued
										Page 2
Building Rent										
EMPG Emergency Management										\$2,000
Project #1 OEM	\$20,553	\$37,776								\$25,000
Project #2 OEM										\$0
Ambulance Fees	\$415,055	\$344,173								\$0
EMS Donations		\$3,797								\$300,000
EMS County Subsidy/Grant 2010										\$0
EMS Provider Grant	\$12,500									\$12,500
SLV Haz Mitigation Fund	\$149,647	\$16,785								\$0
SLV Regional EOC Fund										\$0
Shooting Range/Archery Grant										\$0
Miscellaneous		\$4,907								\$0
Clearing Account	(\$439)	(\$383)								\$12
Bank Service Charge										\$50
Planning and Zoning		\$105								\$0
Access Permit fees	\$32,582									(\$200)
Construction Permit Fees										\$11,300
DOL/BLA/REPLAT		\$26,240								\$46,000
Special Use Permits	\$3,400	\$3,492								\$5,300
Minor/Major Subdivision Application	\$2,000									\$8,500
Physical Address Application		\$600								\$6,000
Septic Contractors License		\$1,295								\$1,250
Address Signs		\$425								\$500
Sanitation Septic Permit		\$631								\$850
Utilities and right-of-ways	\$11,500	\$11,625								\$11,000
Utilities and Right-of-Way Applications		\$250								\$250
Vacation of Roadway Application										\$0
Variance Application Fees										\$550
Arena Fees	\$3,150	\$600								\$2,500
Mosquito Control	\$3,133	\$2,770								\$2,500
Attorney Fees	\$2,610									\$0
Accounting Fee/Human Resource Officer	\$30,449									\$0
Refund of Expenditures	\$3,600									\$3,600
Refund of Spring Fire	\$35,775	\$57,659								\$0
Premium Bid										
GOCO Jim Creek Grant										\$0
GOCO Activity Complex - North Conejos										\$0
CNTT										\$0
Sheriff Foreclosure Sale	\$1,374	\$3,382								\$2,500
Leaf	\$299									\$0
Transfer from Other Funds		\$238								\$250
Cares Act Funding	\$850,000	\$1,600,000								\$2,808,262
Other Transfer in										\$700,000
Other Transfer In/salaries										\$35,000
Sale of Equipment										
Sale of Land/Assets										
Sheriffs Seminar Revenue										\$50,000
Forgiveness of Interfund Balance										\$0
Prior Period Adjustment										
<b>TOTAL</b>	<b>\$3,682,963</b>	<b>\$4,269,589</b>								<b>\$3,577,773</b>
										<b>\$6,168,670</b>
										<b>\$3,610,632</b>



EXPENDITURES

COMMISSIONERS

	12/31/2018 Actual	12/31/2019 Actual	As of 11/30/2020	2020 Estimated	2021 Proposed	2021 Final
Salary	\$157,680	\$171,956	\$159,801	\$174,382	\$181,344	\$181,344
Unemployment & Workmans Comp	\$250		\$234	\$0	\$550	\$550
Health Benefit	\$9,487	\$10,380	\$13,006	\$14,273	\$21,060	\$14,040
Social Security	\$11,573	\$9,671	\$12,225	\$13,340	\$13,873	\$13,873
Life Insurance	\$7				\$166	\$166
Retirement	\$6,307	\$6,706	\$6,392	\$6,975	\$7,254	\$7,254
<b>TOTAL PERSONNEL COST</b>	<b>\$185,304</b>	<b>\$198,713</b>	<b>\$191,658</b>	<b>\$208,971</b>	<b>\$224,247</b>	<b>\$217,227</b>
Dues and Meetings			\$0	\$0	\$0	\$0
Commissioners Miscellaneous			\$0	\$0	\$0	\$0
Bonds			\$0	\$0	\$0	\$0
<b>TOTAL</b>	<b>\$185,304</b>	<b>\$198,713</b>	<b>\$191,658</b>	<b>\$208,971</b>	<b>\$224,247</b>	<b>\$217,227</b>

OTHER ADMINISTRATIVE EXPENDITURES

	12/31/2018	12/31/2019	As of	2020	2021	2021
	Actual	Actual	11/30/2020	Estimated	Proposed	Final
	Acf					
Dues & Meetings	\$10,000	\$10,000	\$10,000	\$10,000	\$10,000	\$10,000
SLV Projects	\$72,936	\$44,344	\$18,132	\$30,000	\$30,000	\$15,000
Miscellaneous	\$1,485	\$3,500	\$0	\$5,000	\$5,000	\$5,000
Computer Services	\$37,772	\$33,388	\$12,637	\$15,000	\$15,000	\$15,000
				\$0		\$0
<b>TOTAL</b>	<b>\$122,193</b>	<b>\$91,232</b>	<b>\$40,769</b>	<b>\$60,000</b>	<b>\$60,000</b>	<b>\$45,000</b>

ADMIN

	12/31/2018	12/31/2019	As of	2020	2021	2021
	Actual	Actual	11/30/2020	Estimated	Proposed	Final
Accl	Actual	Actual	11/30/2020	Estimated	Proposed	Final
Salary	\$233,379	\$218,780	\$205,624	218,772	\$218,772	\$218,772
Human Resource				\$0	\$0	\$0
Proposed Increase to General Fund				\$0	\$0	\$0
Unemployment & Workmans Comp	\$330	\$216	\$234	\$250	\$300	\$300
Life Insurance			\$2,022	\$3,033	\$3,500	\$3,500
Health	\$27,108	\$21,060	\$18,192	\$21,060	\$21,060	\$21,060
5Additional Health if need for Other Departments						
County Surveyor Health	\$16,909	\$15,872	\$15,730	\$7,020	\$7,020	\$7,020
Social Security	\$9,303	\$8,751	\$7,538	\$17,273	\$17,273	\$17,273
Retirement	\$287,029	\$264,680	\$249,340	\$8,751	\$8,751	\$8,751
<b>TOTAL PERSONNEL COST</b>				<b>\$276,159</b>	<b>\$276,676</b>	<b>\$276,676</b>
Office Supplies	\$3,967	\$6,191	\$3,263	\$3,500	\$4,200	\$2,000
Operating supplies	\$78	\$281	\$194	\$291	\$200	\$0
EOC Supplies, phone, etc.	\$764	\$788	\$758	\$830	\$825	\$825
Postage	\$719	\$684	\$1,035	\$1,200	\$1,200	\$800
Advertising & Legal				\$500	\$1,000	\$500
Continued Education				\$330		\$0
Telephone	\$20,896	\$19,641	\$20,901	\$23,030	\$23,500	\$20,500
Phone subsidy	\$640	\$600		\$480	\$480	\$480
Background checks/ drug screening	\$326	\$577	\$696	\$750	\$550	\$100
Rebates: Abatements						
Errors and omissions		\$738			\$0	\$0
Professional Services	\$234	\$779	\$108	\$2,533	\$1,000	\$1,000
Museum	\$297	\$908		\$0	\$1,000	\$1,000
Computer Services		\$739	\$4,741	\$5,245	\$3,742	\$3,742
Vehicle Repairs	23	929	\$354	\$500	\$1,000	\$1,000
Copier lease			\$1,912	\$2,080	\$2,200	\$2,200
Office Equipment	170	2,091		\$0	\$2,500	\$0
Travel & Transportation		\$718	\$20	\$20	\$1,000	\$1,000
Interest					\$0	\$0
Mosquito Control						
Hospital Grant					\$0	\$0
Dues and Meetings	\$2,095	\$944	\$1,280	\$1,280	\$1,200	\$2,500
Association Dues					\$600	\$600
Advertising and Signs					\$0	\$0
Miscellaneous		\$2,087	\$1,372	\$1,500	\$3,000	\$3,000
Gift of Giving						
Shooting Range/Archery Grant		\$2,905				
Cares COVID Funding						
Court Security Grant			\$104,778	\$700,000	\$0	\$0
Mitigation Plan Grant for Valley			\$3,500	\$67,000		
Printing					\$0	\$0
Liability Ins.	\$4,108	\$3,366	\$524	\$524	\$1,000	\$1,000
DOLA CDBG Hospital Grant	\$8,961	\$4,949	\$31,252	\$31,252	\$6,000	\$6,000
GOCO Activity Grant - North Conejos					\$0	\$0
Sheriff's Dispatch Service	\$350,000				\$0	\$0
Capital Outlay		\$9,959		\$20,000	\$5,000	\$5,000
<b>TOTAL</b>	<b>\$685,159</b>	<b>\$324,854</b>	<b>\$426,356</b>	<b>\$1,138,505</b>	<b>\$337,873</b>	<b>\$329,923</b>

COUNTY ATTORNEY

	12/31/2018	12/31/2018	12/31/2018	As of	2020	2021	2021
	Actual	Actual	Actual	11/30/2020	Estimated	Proposed	Final
	Act						
County Commissioners Attorney		\$98,167	\$79,167	\$52,083	\$58,333	\$75,000	\$75,000
Work Comp Unemployment		\$241	\$172	\$177	\$250	\$250	\$250
Health						\$0	\$0
Life Insurance							
Social Security		\$7,315	\$5,838	\$3,984	\$4,462	\$5,738	\$5,738
Retirement		\$3,927	\$2,983	\$0	\$0		
<b>TOTAL PERSONNEL COST</b>		<b>\$109,650</b>	<b>\$88,160</b>	<b>\$56,244</b>	<b>\$63,045</b>	<b>\$80,988</b>	<b>\$80,988</b>
Back Ground Check / Drug Screen							
Postage							
Office Supplies					\$0	\$150	\$150
Printing and Publications							
Dues and Meetings							
Miscellaneous					\$0		
Other Legal Services		\$14,122	\$4,462	\$4,423	\$5,000	\$5,000	\$5,000
Phone Subsidy					\$0	\$0	\$0
<b>TOTAL</b>		<b>\$123,772</b>	<b>\$92,622</b>	<b>\$60,667</b>	<b>\$68,045</b>	<b>\$86,138</b>	<b>\$86,138</b>

LAND USE

	12/31/2018	12/31/2019	As of	2020	2021	2021
	Actual	Actual	11/30/2020	Estimated	Proposed	Final
	Accl	Actual	11/30/2020	Estimated	Proposed	Final
Salary		\$71,237	\$68,475	\$74,700	\$74,700	\$74,700
Unemployment & Workers Comp.	\$89,125	\$1,045	\$1,062	\$1,200	\$1,200	\$1,200
Health	\$1,090	\$8,640	\$7,605	\$7,020	\$7,020	\$14,040
Proposed 3%						\$0
Life Insurance						\$0
Social Security	\$6,391	\$5,063	\$5,238	\$5,715	\$5,715	\$5,715
Retirement	\$2,290	\$2,849	\$2,739	\$2,988	\$2,988	\$2,988
<b>TOTAL PERSONNEL COST</b>	<b>\$107,536</b>	<b>\$84,603</b>	<b>\$85,120</b>	<b>\$91,623</b>	<b>\$91,623</b>	<b>\$98,643</b>
Office Supplies	\$1,320	\$614	\$907	\$750	\$1,200	\$1,200
Legal Fees				\$0	\$0	\$0
Postage	\$355	\$641	\$813	\$850	\$800	\$650
Advertising and Legal	\$947			\$500	\$1,500	\$950
Telephone	\$989	\$1,078	\$876	\$900	\$1,000	\$1,000
Phone Subsidy	\$520	\$480	\$480	\$480	\$480	\$480
Back Ground Checks/Durg Screening	\$48					
Professional Services/Mapping	\$305	\$150	\$125	\$150	\$200	\$200
Office Computer Services	\$2,861	\$202	\$1,386	\$1,487	\$1,871	\$1,871
Vehicle Repairs, Gas		\$1,650	\$2,957	\$3,100	\$500	\$500
Fuel and Oil			\$1,105	\$1,250	\$1,000	\$1,500
Dues and Meetings	\$1,170	\$27	\$17	\$100	\$1,500	\$1,500
Planning Commission Meetings	\$3,973	\$2,707	\$2,799	\$3,500	\$3,500	\$3,000
Travel, meals & lodging	\$920	\$1,495	\$876	\$1,000	\$1,000	\$1,000
Miscellaneous		\$541	\$395	\$450	\$200	\$200
Signs	\$190	\$404	\$880	\$1,000	\$1,000	\$1,000
Septic Inspection/Fees	\$540	\$755	\$1,360	\$1,500	\$800	\$1,000
Printing/Publications		\$875	\$1,058	\$1,300	\$700	\$600
Refund of P & Z Permits	\$620			\$300	\$500	\$300
Office Equipment	2,132	1,088	\$520	\$575	\$1,000	\$600
Liability Insurance	\$676	\$874	\$295	\$295	\$500	\$800
Capitol Outlay		\$16,020		\$0	\$0	\$1,000
<b>TOTAL</b>	<b>\$125,102</b>	<b>\$114,203</b>	<b>\$101,488</b>	<b>\$111,109</b>	<b>\$110,874</b>	<b>\$118,394</b>

CLERK

	12/31/2018 Actual	12/31/2019 Actual	As of 11/30/2020	2020 Estimated	2021 Proposed	2021 Final
Salary	\$148,224	\$159,965	\$153,280	\$167,515	\$164,124	\$164,124
Unemployment & Workmans Comp	\$492	\$413	\$668	\$550	\$550	\$550
Proposed 3% increase						
Life Ins						
Health						
Social Security	\$12,000	\$18,000	\$17,550	\$21,060	\$24,570	\$24,570
Retirement	\$10,608	\$9,872	\$11,726	\$12,815	\$12,824	\$12,824
	\$5,370	\$5,359	\$5,877	\$6,565	\$6,565	\$6,565
<b>TOTAL PERSONNEL COST</b>	<b>\$176,694</b>	<b>\$193,608</b>	<b>\$189,091</b>	<b>\$208,505</b>	<b>\$208,633</b>	<b>\$208,633</b>
Office Supplies	\$1,995	\$2,289	\$943	\$1,200	\$2,500	\$2,500
Postage	\$7,805	\$7,578	\$8,184	\$8,600	\$8,000	\$8,000
Telephone	\$817	\$519	\$550	\$575	\$1,500	\$600
Phone Subsidy	\$240					
Printing and publications	\$318					
Professional Services	\$18,424	\$18,376	\$20,048	\$22,820	\$200	\$200
Electronic Recording Fund		\$8,279	\$12,353	\$22,000	\$0	\$0
Back ground checks/drug screens	\$123				\$20,000	\$20,000
Maintenance/Equipment	\$3,309	\$5,570	\$3,187	\$3,500	\$100	\$100
Office Computer Services	\$481	\$538	\$2,959	\$3,228	\$4,500	\$4,500
Travel Meals, Lodging	\$3,497	\$592	\$604	\$650	\$4,864	\$4,864
Office Equipment	\$6,369				\$2,500	\$2,500
DOLA Grant - Clerk				\$0	\$0	\$0
Dues and Meetings	\$980	\$1,523	\$832	\$1,000	\$2,000	\$2,000
Clerks Association Dues	\$800			\$0	\$800	\$800
Miscellaneous	\$115	\$480	\$485	\$550	\$100	\$100
Liability Insurance	\$971	\$178	\$0	\$0	\$1,000	\$1,000
Capital Outlay				\$0	\$12,000	\$1,000
<b>TOTAL</b>	<b>\$222,938</b>	<b>\$239,531</b>	<b>\$239,256</b>	<b>\$272,848</b>	<b>\$268,697</b>	<b>\$256,797</b>



TREASURER

	12/31/2018	12/31/2019	As of	2020	2021	2021
	Actual	Actual	11/30/2020	Estimated	Proposed	Final
	Aci					
Salary	75,500	92,149	\$76,790	\$92,149	\$92,149	\$92,149
Unemployment & Workmans Comp	1,955	140	\$137	\$150	\$200	\$200
Health	9,600	12,000	\$11,700	\$14,040	\$14,040	\$14,040
Life Insurance						
Social Security	5,373	6,229	\$5,874	\$7,049	\$7,049	\$7,049
Retirement	3,020	3,686	\$3,072	\$3,686	\$3,686	\$3,686
<b>TOTAL PERSONNEL COST</b>	<b>95,448</b>	<b>114,204</b>	<b>\$97,573</b>	<b>\$117,074</b>	<b>\$117,124</b>	<b>\$117,124</b>
Bank Expenses				\$0	\$0	\$0
Office Supplies	3,334	2,959	\$2,380	\$4,080	\$3,000	\$3,000
Postage	8,197	8,201	\$4,187	\$7,178	\$10,000	\$10,000
Printing and Publication	893	998	\$1,116	\$650	\$1,500	\$1,500
Telephone				\$0	\$0	\$0
Phone Subsidy	1,200			\$0	\$0	\$0
Prof. Ser.-Computer Service	16,920	17,483	\$17,496	\$17,600	\$40,000	\$40,000
Office Computer Services		1,227	1,009	\$1,200	\$1,123	\$1,123
Maintenance/Equipment	1,159		\$1,069	\$1,832	\$1,300	\$1,300
Due and Meetings	207	477	\$17	\$300	\$500	\$500
Travel Meals and Lodging	2,749	2,897		\$0	\$1,300	\$1,300
Treasurers Association Dues	600	600	\$600	\$600	\$700	\$700
Phone/Internet Subsidy				\$0		
Miscellaneous	298	474	\$479	\$500	\$0	\$0
Liability Ins.	493				\$200	\$200
Bonds				\$0		
Capital Outlay				\$0		
<b>TOTAL</b>	<b>\$131,498</b>	<b>\$149,520</b>	<b>\$125,926</b>	<b>\$151,014</b>	<b>\$177,747</b>	<b>\$177,747</b>



ASSESSORS

	12/31/2018	12/31/2019	As of	2020	2021	2021
	Actual	Actual	11/30/2020	Estimated	Proposed	Final
Ac						
Salary	\$140,082	\$143,308	\$116,283	\$139,650	\$140,847	\$140,847
Unemployment & Workmans Comp	\$2,011	\$1,955	\$1,997	\$2,200	\$2,700	\$2,700
3% Proposed salary increase					\$0	\$0
Health	\$16,386	\$18,000	\$17,550	\$21,060	\$21,060	\$21,060
Life Insurance						
Social Security	\$10,243	\$5,896	\$8,896	\$10,683	\$10,775	\$10,775
Retirement	\$5,253	\$4,447	\$4,462	\$5,345	\$5,354	\$5,354
<b>TOTAL PERSONNEL COST</b>	<b>\$173,975</b>	<b>\$173,606</b>	<b>\$149,188</b>	<b>\$178,938</b>	<b>\$180,736</b>	<b>\$180,736</b>
Office Supplies	\$5,028	\$5,114	\$2,979	\$3,200	\$5,000	\$5,000
Postage	\$1,143	\$3,790	\$422	\$2,000	\$2,000	\$2,000
Advertising & Legal	50	189		\$100	\$200	\$200
Telephone	\$785	\$984	\$751	\$900	\$1,100	\$1,100
Computer Service		\$821	\$2,354	\$2,850	\$2,619	\$2,619
Phone/Internet Subsidy	1,100			\$0	\$0	\$0
Professional Ser./Computer	\$48,495	\$43,195	\$35,454	\$41,775	\$49,500	\$49,500
Back Ground Checks/Drug Screen						
Vehicle, repairs, fuel , oil				\$0	\$100	\$100
Maint./Equipment	\$3,326	\$1,957	\$773	\$1,000	\$4,000	\$4,000
Office Equipment	\$1,328	\$1,655	\$1,075	\$1,500	\$1,500	\$1,500
Dues & Meetings	\$226		\$390	\$400	\$0	\$0
Travel Meals and Lodging	\$656	\$0	\$110	\$250	\$2,500	\$2,500
Assessors Association Dues	\$520	\$520	\$520	\$520	\$540	\$540
Staff Schooling	\$1,334	\$1,425		\$2,000	\$1,500	\$1,500
Miscellaneous	\$121	\$438	\$293	\$350	\$500	\$500
Liability Insurance	\$1,212	\$800	\$589	\$589	\$1,400	\$1,400
Bonds				\$0		
GIS Mapping	\$5,900	\$5,500	\$5,900	\$6,200	\$8,000	\$8,000
Capital Outlay		\$7,249			\$1,000	\$1,000
<b>TOTAL</b>	<b>\$245,199</b>	<b>\$249,660</b>	<b>\$200,798</b>	<b>\$242,572</b>	<b>\$262,195</b>	<b>\$262,195</b>

**MAINTENANCE**

	12/31/2018	12/31/2019	As of	2020	2021	2021
	Actual	Actual	11/30/2020	Estimated	Proposed	Final
Ac						
Salary	\$36,564	\$38,942	\$37,172	\$39,798	\$41,000	\$27,040
Unemployment & Workers Comp	\$2,723	\$2,188	\$1,935	\$2,000	\$2,300	\$2,300
Life Insurance						
Health	\$4,800	\$6,000	\$6,435	\$7,020	\$7,020	\$3,510
Social Security	\$2,650	\$2,820	\$2,844	\$3,045	\$3,137	\$2,069
Retirement	\$979	\$987	\$915	\$998	\$998	\$541
<b>TOTAL PERSONNEL COST</b>	<b>\$47,716</b>	<b>\$50,937</b>	<b>\$49,301</b>	<b>\$52,861</b>	<b>\$54,455</b>	<b>\$35,459</b>
Operating Supplies						
Utilities	\$3,044	\$3,345	\$6,725	\$6,500	\$6,500	\$6,500
Telephone	\$28,934	\$31,775	\$26,800	\$32,000	\$30,000	\$30,000
Professional Services - Water Testing	\$665	\$754	\$838	\$1,000	\$850	\$850
Operator training and Certification - Fees and per diem				\$0	\$0	\$0
Repair & Maintenance	\$660		\$85	\$85	\$1,500	\$1,500
Little Treasurers Expenses	\$1,953	\$1,828	\$3,263	\$5,000	\$1,000	\$1,000
Water Sampling	\$1,881	\$2,830	\$14,536	\$15,000		
Travel & Transportation	\$1,260		\$830	\$1,000	\$2,000	\$2,000
Continued Education						
Miscellaneous	\$16	\$870	\$660	\$660	\$1,100	\$1,100
Liability Ins.	\$701	\$42		\$100	\$100	\$100
Capitol Outlay				\$0	\$750	\$750
<b>TOTAL</b>	<b>\$86,830</b>	<b>\$92,381</b>	<b>\$103,038</b>	<b>\$114,206</b>	<b>\$99,255</b>	<b>\$80,259</b>

DISTRICT ATTORNEY

	12/31/2018	12/31/2019	As of	2020	2021	2021
	Actual	Actual	7/31/2019	Estimated	Proposed	Final
District Attorney	\$149,000	169,000.00	\$98,583	\$172,088	\$172,088	\$172,088
	\$149,000	\$169,000	\$98,583	\$172,088	\$172,088	\$172,088
<b>TOTAL</b>						

AUDITOR

Auditor-Audit/Consultant	12/31/2018		12/31/2019		As of		2020		2021	
	Act	Actual	Actual	11/30/2020	Estimated	Proposed	Final			
	\$10,750	\$10,750	\$0	\$11,400	\$11,500	\$11,500	\$11,500			
<b>TOTAL</b>	\$10,750	\$10,750	\$0	\$11,400	\$11,500	\$11,500	\$11,500			

SHERIFF

12/31/2018 Actual 12/31/2019 Actual As of 11/30/2020 2020 Estimated 2021 Proposed 2021 Final

	12/31/2018 Actual	12/31/2019 Actual	As of 11/30/2020	2020 Estimated	2021 Proposed	2021 Final
Salary	\$471,772	\$401,967	\$470,706	\$520,000	\$528,341	\$536,810
Salary Part Time				\$10,000	\$10,000	\$15,000
VAWA Salary	37,778		\$30,945	\$33,758	\$33,758	\$33,758
VAWA Fica	2,769		\$2,367	\$2,582	\$2,582	\$2,582
VAWA Benefits				\$0	\$0	\$0
VAWA Health				\$0	\$0	\$0
VAWA Retirement			\$1,238	\$0	\$1,350	\$1,350
Salary Increase for 2020						
Overtime Pay						
Court Security					\$10,000	\$10,000
Court Security FICA					\$30,766	\$40,000
Court Security Health/Life					\$2,354	\$3,060
Court Security / Retirement						
Sheriff Staff Life					\$1,231	\$1,231
Unemployment & Workers Comp						
Sheriff Staff Health	\$11,795	\$8,030	\$17,135	\$17,500	\$20,000	\$20,000
Social Security	\$23,586	\$29,735	\$31,080	\$32,986	\$70,200	\$77,220
Retirement	\$33,730	\$22,829	\$36,009	\$39,780	\$41,948	\$42,978
	\$10,961	\$9,265	\$8,249	\$10,000	\$15,000	\$15,000
<b>TOTAL PERSONNEL COST</b>	<b>\$592,391</b>	<b>\$471,826</b>	<b>\$597,729</b>	<b>\$656,607</b>	<b>\$767,530</b>	<b>\$798,991</b>
Office Supplies	\$459	\$1,127	\$1,509	\$2,500	\$1,200	\$1,200
Operating Supplies	\$2,437	\$6,499	\$6,306	\$8,300	\$10,000	\$8,000
Uniform	\$4,114	\$11,560	\$4,850	\$7,500	\$10,000	\$10,000
Postage	\$123	\$511	\$219	\$400	\$500	\$450
Advertise & Legal	\$141			\$0	\$0	\$0
Telephone	\$12,018	\$13,269	\$12,965	\$14,026	\$14,500	\$14,500
Professional Service	\$8,857	\$5,149	\$8,258	\$8,998	\$1,500	\$500
Computer Services	\$200	\$520		\$0	\$10,477	\$10,477
Phone subsidy	\$10,733	\$11,425	\$16,732	\$23,000	\$20,000	\$480
Vehicle Repair & Maintenance	\$39,315	\$33,674	\$22,936	\$26,000	\$20,000	\$20,000
Fuel and Oil	\$2,560	\$5,239	\$1,200	\$2,067	\$45,000	\$45,000
Office Equipment	\$2,323	\$2,345	\$1,956	\$2,400	\$3,000	\$3,000
Maintenance Contracts / Repair of Equipment/Copy Machine	\$625	\$305	\$198	\$250	\$2,400	\$2,400
Transports /Investigations	\$3,907	\$9,408	\$2,861	\$3,500	\$600	\$600
Dues & Meetings		\$2,757	\$2,861	\$3,000	\$5,500	\$5,500
Sheriffs Association Dues				\$3,000	\$3,000	\$3,000
Other Dues				\$0	\$1,000	\$0
Training/Schools	\$3,107	\$4,187	\$4,232	\$6,000	\$20,000	\$20,000
Miscellaneous	\$2,110	\$730	\$1,459	\$1,600	\$1,000	\$1,000
Drug Testing/Psycholoical/Background checks	\$1,771	\$2,354	\$2,331	\$2,600	\$2,500	\$2,600
Search & Rescue	\$50	\$244	\$2,611	\$3,500	\$2,000	\$2,000
Printing and publications		\$1,002	\$841	\$1,000	\$1,000	\$650
VAWA Grant		\$129	\$129	\$221	\$200	\$200
Travel, meals and lodging	\$2,367	\$3,194	\$3,265	\$3,600	\$4,500	\$4,500
Victims Advocate Grant		\$88	\$129	\$221	\$0	\$0
Sheriff Dispatch Services	\$44,727	\$46,992	\$46,794	\$46,794	\$48,000	\$48,000
Service Programs/Grants						



JAIL

	12/31/2018	12/31/2019	As of	2020	2021	2021
	Actual	Actual	11/30/2020	Estimated	Proposed	Final
	Ac	Actual	11/30/2020	Estimated	Proposed	Final
Salary		\$549,998	\$580,199	\$630,199	\$673,256	\$671,947
Part Time					\$30,000	\$30,000
Overtime					\$10,000	\$20,000
Unemployment & Workers Comp		\$27,641	\$20,903	\$25,000	\$32,000	\$32,000
Life Ins					\$0	\$0
Health						
Retirement		\$62,232	\$65,464	\$78,334	\$70,200	\$98,280
Social Security		\$33,562	\$44,385	\$48,210	\$51,504	\$52,934
Office Supplies / Postage and Freight		\$11,241	\$11,304	\$1,264	\$15,000	\$17,000
Postage		\$684,674	\$722,256	\$783,007	\$881,960	\$922,161
Printing and Publication		\$1,045	\$1,427	\$1,700	\$2,000	\$2,000
Legal and Professional Services		\$200	\$220	\$300	\$500	\$300
Drug Screening Fees/background checks		\$357	\$119	\$500	\$500	\$500
Uniforms and Blankets		\$519	\$738	\$700	\$700	\$700
Operating Supplies		\$2,224	\$1,550	\$550	\$600	\$1,000
Computer Services		\$25,871	\$17,730	\$15,500	\$1,500	\$2,000
Uniforms-Staff					\$2,000	\$20,000
Food		\$73,356	\$2,462	\$3,500	\$3,000	\$3,000
Phone subsidy			\$32,378	\$39,700	\$75,000	\$65,000
Telephone Cards		\$800	\$360	\$1,920	\$1,920	\$1,920
Outside Housing						
Medical					\$1,000	\$1,000
Miscellaneous		\$1,786	\$2,303	\$688	\$5,000	\$3,000
Professional Ser/Pest Control		\$106	\$1,872	\$2,000	\$1,000	\$1,000
Water Sampling		\$683	\$666	\$1,000	\$700	\$700
Fees Town of Antonito		\$610	\$145	\$250	\$300	\$300
Office Equipment						
Repair - Maintenance		\$8,282	\$5,133	\$1,300	\$6,000	\$4,800
Utilities		\$19,156	\$21,573	\$4,000	\$10,000	\$6,000
Dues & Meetings		\$28,116	\$20,562	\$26,000	\$26,000	\$15,000
Travel Meals and Lodging		\$190	\$369	\$500	\$500	\$59,000
Training/Schools		\$0	\$462	\$600	\$800	\$500
Liability Ins.		\$5,138	\$4,110	\$2,500	\$6,000	\$1,500
Capital Outlay		\$44,100	\$3,882	\$6,178	\$8,000	\$6,000
<b>TOTAL</b>	<b>\$859,796</b>	<b>\$849,994</b>	<b>\$807,552</b>	<b>\$894,705</b>	<b>\$1,059,980</b>	<b>\$1,138,381</b>

CORONER

	12/31/2018	12/31/2019	As of	2020	2021	2021
	Actual	Actual	11/30/2020	Estimated	Proposed	Final
	Aci					
Salary	\$13,275	\$18,163	\$12,524	\$17,000	\$17,000	\$17,000
Unemployment & Workers Comp	\$57	\$80	\$78	\$100	\$150	\$150
Health	\$4,800	\$6,000	\$6,435	\$7,020	\$7,020	\$3,510
Social Security	\$868	\$1,231	\$958	\$1,301	\$1,301	\$1,301
Retirement	\$396	\$546	\$455	\$0	\$0	\$0
<b>TOTAL PERSONNEL COST</b>	<b>\$19,396</b>	<b>\$26,020</b>	<b>\$20,450</b>	<b>\$25,968</b>	<b>\$26,018</b>	<b>\$22,508</b>
Telephone	\$2,347	\$2,062	\$1,720	\$1,900	\$2,080	\$2,080
Operating Supplies	\$325	\$4,266	\$4,298	\$4,500	\$3,000	\$2,000
Dues and Meetings	\$1,211	\$2,494	\$429	\$735	\$2,076	\$1,800
Professional Services	\$870	\$23,250	\$15,803	\$20,000	\$25,000	\$25,000
Coroner Service	\$16,400			\$0	\$0	\$0
Liability Insurance	\$157			\$0	\$300	\$300
<b>TOTAL</b>	<b>\$40,706</b>	<b>\$58,092</b>	<b>\$42,701</b>	<b>\$53,103</b>	<b>\$58,474</b>	<b>\$53,688</b>



PUBLIC TRUSTEE

	12/31/2019	12/31/2019	12/31/2019	As of	2020	2021	2021
	Actual	Actual	Actual	11/30/2020	Estimated	Proposed	Final
	Acl						
Salary		\$8,100	\$5,865	\$5,505	\$8,500	\$8,500	\$8,500
Social Security		\$620	\$449	\$421	\$650	\$650	\$650
Miscellaneous				\$0	\$0	\$0	\$0
<b>TOTAL</b>		<b>\$8,720</b>	<b>\$6,314</b>	<b>\$5,926</b>	<b>\$9,150</b>	<b>\$9,150</b>	<b>\$9,150</b>

Arena Complex

	Aci	12/31/2018 Actual	12/31/2019 Actual	As of 10/31/2020	2020 Estimated	2021 Proposed	2021 Final
Salary							
Unemployment & Workers Comp							
Health							
Social Security							
Retirement					\$0	\$0	\$0
<b>TOTAL PERSONNEL COST</b>							
Extension Agents/Contracted Services					\$0	\$0	
Operating Supplies		\$560	\$440	\$280	\$300	\$350	\$350
Arena Telephone		\$789	\$803	\$738	\$806	\$800	\$800
Arena Subsidy			\$1,160	\$360	\$480	\$480	\$480
Travel & Transportation							
Miscellaneous					\$0	\$0	
Liability Ins.		\$256		\$0	\$0	\$350	\$350
<b>TOTAL</b>		<b>\$1,605</b>	<b>\$2,403</b>	<b>\$1,378</b>	<b>\$1,586</b>	<b>\$1,980</b>	<b>\$1,980</b>

VETERAN SERVICES

	12/31/2018	12/31/2019	As of	2020	2021	2021
	Actual	Actual	11/30/2020	Estimated	Proposed	Final
Accl						
Veterans Salary	\$13,661	\$14,799	\$16,987	\$18,941	\$21,840	\$21,840
Social Security	\$1,001	\$1,132	\$1,300	\$1,449	\$1,671	\$1,671
Work Comp/Unemployment		\$54	\$47	\$60	\$100	\$100
Professional Services						
Telephone						
Office Supplies/Software/Operating supplies	\$755	\$785	\$752	\$828	\$750	\$750
Computer Service	\$880	\$1,098	\$601	\$650	\$1,000	\$650
Liability Insurance	\$60	\$67	\$3,036	\$3,100	\$374	\$374
Fuel and Oil					\$80	\$80
Travel and State Trainings	\$1,027	\$1,490	\$106	\$106	\$300	\$300
Miscellaneous		\$5	\$805	\$805	\$1,200	\$1,200
		\$19,430	\$23,674	105	\$27,315	0
<b>TOTAL</b>	<b>\$17,384</b>	<b>\$19,430</b>	<b>\$23,674</b>	<b>\$26,044</b>	<b>\$27,315</b>	<b>\$26,965</b>

AMBULANCE

	12/31/2018	12/31/2019	As of	2020	2021	2021
AcI	Actual	Actual	11/30/2020	Estimated	Proposed	Final
Salary	\$393,928	\$399,298	\$383,478	\$421,872	\$410,222	\$300,000
Admin Salary						
Full Time Ambulance Crew						
All Other Salaries						
Admin FICA					\$0	
Full Time Fica					\$0	
All Other Fica					\$0	
Full time Health				\$0	\$0	
Full Time Retirement						
Unemployment & Workers Comp	\$12,905	\$14,611	\$13,092	\$13,200	\$14,500	\$13,200
Life Insurance				\$0		
Social Security	\$26,671	\$25,006	\$29,336	\$32,273	\$31,382	\$22,950
Health	\$17,760	\$28,406	\$29,250	\$35,100	\$35,100	\$602
Retirement	\$1,245	\$4,675	\$6,747	\$7,444	\$8,000	\$7,459
<b>TOTAL PERSONNEL COST</b>	<b>\$452,509</b>	<b>\$471,997</b>	<b>\$461,903</b>	<b>\$509,890</b>	<b>\$499,204</b>	<b>\$344,211</b>
Training	\$2,251	\$4,747	\$522	\$800	\$3,000	\$3,000
Office Supplies	\$2,461	\$1,614	\$1,146	\$1,200	\$1,500	\$1,500
Operating Supplies	\$40,777	\$48,728	\$52,423	\$57,000	\$52,000	\$45,000
Postage	\$116	\$270	\$402	\$450	\$400	\$300
Printing and publications	1347	374.23		\$0	\$1,000	\$500
Legal & Professional Services	1282	209.1	\$0	\$0	\$500	\$500
Telephone	\$1,147	\$74	\$327	\$450	\$600	\$600
Computer Services		\$799	\$2,146	\$2,415	\$1,871	\$1,650
Utilities		\$384	\$352	\$360	\$400	\$400
Phone Subsidy	\$160	\$80		\$480	\$480	\$480
Drug screening and background checks	\$431	\$196	\$205	\$250	\$200	\$200
Emergency Management/ Utilities	\$0	\$0		\$0	\$400	\$400
Fuel	\$11,046	\$8,961	\$4,442	\$6,500	\$6,500	\$6,500
Vehicle Maintenance	\$0	\$5,773	\$3,796	\$4,000	\$2,500	\$2,500
HHS Inc		\$1,859	\$3,719	\$4,000	\$2,000	\$2,000
Repair Maintenance - AMB		\$4,805	\$3,796	\$4,000	\$2,000	\$2,000
Refund Payments	\$498		\$6,350	\$7,000	\$3,000	\$3,000
Property Damage				\$5,500		
Special Events	\$2,692	\$3,029		\$0		
Trash Service	\$352			\$0		
Dues and Meetings	\$814	\$1,793	\$1,446	\$1,600	\$400	\$400
Uniforms	\$3,730	\$2,278	\$805	\$1,000	\$1,500	\$1,800
Miscellaneous	\$1,916	\$1,596	\$1,463	\$1,500	\$2,500	\$2,500
Liability Ins.	\$3,713	\$6,994	\$2,062	\$2,062	\$4,000	\$4,000
Dispatch Services	\$11,547	\$7,787	\$7,196	\$7,196	\$8,500	\$8,500
Travel, meals and lodging	\$538	\$2,552	\$30	\$100	\$300	\$300
Office equipment	\$730		\$514	\$771	\$1,000	\$1,000
Emergency Grant ETCO2						
COVID 19 Fund						
Create Grant - Ambulance	\$400			\$0	\$0	\$0
EMS Provider Grant	\$23,444			\$0		\$0
Equipment Grant				\$0		\$0
Life Pak 15 Grant				\$0		\$0
Regional Retac Grant				\$0		\$0
Capital Outlay	\$10,699	\$576,900	\$555,064	\$618,524	\$598,255	\$434,241
<b>TOTAL</b>	<b>\$575,200</b>	<b>\$576,900</b>	<b>\$555,064</b>	<b>\$618,524</b>	<b>\$598,255</b>	<b>\$434,241</b>

EMERGENCY MANAGEMENT

	12/31/2018	12/31/2019	As of	2020	2021	2021
	Actual	Actual	11/30/2020	Estimated	Proposed	Final
Ac						
Salary	\$36,643	\$33,363	\$39,867	\$36,870	\$36,870	\$36,870
Spring Fire Salary						
Unemployment & Workers Comp		117	\$131	\$150	\$150	\$150
Covid overtime				\$5,633		\$0
Social Security	\$2,803	\$2,552	\$3,050	\$3,251	\$2,821	\$2,821
Retirement	\$0			\$0	\$0	\$0
<b>TOTAL PERSONNEL COST</b>	<b>\$39,446</b>	<b>\$36,033</b>	<b>\$43,048</b>	<b>\$45,904</b>	<b>\$39,841</b>	<b>\$39,841</b>
Office Supplies	\$2,006	\$626	\$419	\$450		
Operating Supplies	\$1,798	\$883	\$360	\$400	\$3,000	\$3,000
Office Equipment	\$2,705	\$2,705				
Unitforms	\$108					
Postage	\$72	\$76	\$76	\$100	\$100	\$100
Training	\$978	\$757	\$280	\$500	\$2,500	\$2,500
SLV Mitigation Grant	\$6,420		\$0	\$0		\$0
Professional Services	\$2,581					
Miscellaneous						
Telephone						
Vehicle Maintenance	\$3,662	\$4,442	\$2,516	\$5,000	\$5,000	\$5,000
Gas and Oil	\$1,470	\$414	\$204	\$250	\$1,500	\$1,500
Printing	\$2,805	\$3,204	\$1,345	\$1,500	\$1,900	\$1,900
Telephone	\$20					
Dues and Meetings	\$1,992	\$3,739				
Office Equipment	\$0		\$45	\$100	\$100	\$100
Utilities					\$3,500	\$3,500
Special Project No. 1	\$3,600	\$4,200	\$2,800	\$4,200	\$4,800	\$4,800
Special Project No. 2		\$6,313				
Copy and Printing		\$7,007				
SLV RECC Fund						
Capitol Outlay			\$2,400	\$50	\$50	\$50
OEM Special Grant				\$2,400	\$4,500	\$4,500
Everbridge	\$137,879					
<b>TOTAL</b>	<b>\$207,542</b>	<b>\$70,399</b>	<b>\$53,494</b>	<b>\$60,854</b>	<b>\$67,291</b>	<b>\$67,291</b>

TRANSFERS

	12/31/2018 Actual	12/31/2019 Actual	As of 11/30/2020	2020 Estimated	2021 Proposed	2021 Final
TOTAL	\$0	\$0	\$0	\$0	\$0	\$0
TOTAL EXPENDITURES	\$4,634,653	\$4,050,032	\$4,030,502	\$5,235,115	\$4,725,511	\$4,582,156
TOTAL REVENUE OVER(UNDER) EXPENDITURES	(\$951,690)	\$219,557	(\$452,729)	\$933,555	(\$1,114,879)	-\$1,021,524
TOTAL PERSONNEL COST	\$2,793,006	\$2,741,181	\$2,836,018	\$3,261,136	\$3,481,694	\$3,231,518

SUMMARY - FUND BALANCE

	12/31/2018 Actual	12/30/2019 Actual	As of 11/30/2020	2020 Estimated	2021 Proposed	2021 Final
EXPENDITURES:						
General Government	\$1,881,564	\$1,499,850	\$1,553,120	\$2,412,341	\$1,620,325	\$1,572,079
Judicial - District Attorney	\$149,000	\$169,000	\$98,583	\$172,088	\$172,088	\$172,088
Public Safety	\$1,680,165	\$1,620,819	\$1,704,419	\$1,883,679	\$2,178,258	\$2,262,512
Health & Hospitals	\$575,200	\$576,900	\$555,064	\$618,524	\$598,255	\$434,241
Auxiliary Services	\$226,531	\$92,232	\$78,546	\$88,484	\$96,586	\$96,235
Capital Outlay - Land & Building			\$0	\$0	\$0	\$0
Capitalized Leasing			\$0	\$0	\$0	\$0
Adjustment			\$0	\$0	\$0	\$0
Debt Service			\$0	\$0	\$0	\$0
Transfers to Other County Funds			\$0	\$0	\$0	\$0
PILT	\$122,193	\$91,232	\$40,769	\$60,000	\$60,000	\$45,000
TOTAL EXPENDITURES	\$4,634,653	\$4,050,032	\$4,030,502	\$5,235,115	\$4,725,511	\$4,582,156

REVENUES OTHER THAN PROPERTY TAXES:

Intergovernment Revenue	\$114,754	\$159,903	\$87,263	\$170,288	\$162,700	\$162,700
Other Revenue	\$3,568,209	\$4,109,686	\$3,490,510	\$5,998,382	\$3,447,932	\$3,397,932
TOTAL REVENUE	\$3,682,963	\$4,269,589	\$3,577,773	\$6,168,670	\$3,610,632	\$3,560,632

Bonds or Warrant Receipts

Fund Balance (Beginning of Year)	\$549,222	\$287,285		\$465,838	\$1,399,392	\$1,399,392
----------------------------------	-----------	-----------	--	-----------	-------------	-------------

Total Available Revenues Other than Property Taxes

	\$3,682,963				\$6,168,670	\$3,610,632	\$3,560,632
Additional Revenues Required to Balance Expenditures							
<b>Unappropriated Fund Balance</b>							
End of Year	\$287,285	\$465,838			\$1,399,392	\$284,512	\$377,868
NET Total Revenue to be Derived from Property Taxes:					\$1,103,891	\$1,308,632	\$1,308,632
<b>CALCULATION OF MILL LEVY</b>							
Amount to be Derived from Current Taxes for Budget					\$1,103,891	\$1,349,632	\$1,349,632
Provision for Uncollectables					\$0	\$35,000	\$35,000
County Treasurer Fees					\$6,000	\$6,000	\$6,000
ABATEMENTS					\$6,000	\$0	\$0
Net Property Taxes					\$1,118,891	\$1,390,632.00	\$1,390,632.0
Abatements					\$3,000	\$0	\$0
Assessed Valuation					\$69,158,788	\$71,401,734	\$73,938,975
Mill Levy Required to Produce Needed Amount							
Mill Levy							
TAX CREDIT					18.483	19.483	19.483
abatements collected							0
Abatements							10,425.00
							0.141

	12/31/2018 Actual	12/31/2019 Actual	As of 9/31/2020	2020 Estimated	2021 Proposed	2021 Final
<b>Revenue</b>						
Federal Entitlement						
Class Action Law Suit	\$1,192,112	\$1,236,093	\$1,230,543	\$1,230,543	\$0	\$0
State Board of Equalization		\$28,386		\$0	\$0	\$0
Interest Income			\$0	\$0	\$0	\$0
Transfer In	\$42,545	\$45,000	\$9,934	\$10,000	\$0	\$0
Other Federal Entitlement	\$100,000	\$100,000	\$102,410	\$100,000	\$0	\$0
<b>Total</b>	<b>\$1,334,657</b>	<b>\$1,409,479</b>	<b>\$1,342,886</b>	<b>\$1,340,543</b>	<b>\$0</b>	<b>\$0</b>
<b>Expenditures</b>						
Forgiveness of Interfund Balance						
Dues and Meetings						
San Luis Valley Projects						
Detention Center						
Weed District						
Miscellaneous Expenses						
Phone System/Computers						
Transfer to Other Funds/Contingency						
Transfer to Other Funds	\$1,400,000	\$1,600,000	\$1,200,000	\$2,805,698	\$0	\$0
Transfer to Public Works		\$100,000	\$0	\$0	\$0	\$0
<b>Total</b>	<b>\$1,400,000</b>	<b>\$1,700,000</b>	<b>\$1,200,000</b>	<b>\$2,805,698</b>	<b>\$0</b>	<b>\$0</b>
<b>Fund Balance</b>						
Bonds or Warrant Receipts				\$0		
<b>Fund Balance (Beginning of Year)</b>						
Total Available Revenues Other than Property Taxes	\$1,821,019	\$1,755,676		\$1,465,155	\$0	\$0
Additional Revenues Required to Balance Expenditures:	\$3,155,676	\$3,165,155		\$2,805,698	\$0	\$0
<b>Unappropriated Fund Balance</b>				\$0		
<b>End of Year</b>	<b>\$1,755,676</b>	<b>\$1,465,155</b>		<b>\$0</b>	<b>\$0</b>	<b>\$0</b>



CONTINGENCY FUND

	12/31/2018 Actual	12/31/2019 Actual	As of 11/30/2020	2020 Estimated	2021 Proposed	2021 Final
<b>Revenue</b>						
Property Tax	\$16,832	\$17,115	\$17,585	\$17,600	\$17,609	\$17,609
Delinquent Property Tax	\$27	\$34	\$103	\$103	\$20	\$20
Specific Ownership Tax	\$3,315	\$3,771	\$2,636	\$3,000	\$3,000	\$3,000
Penalty and Interest on Taxes	\$97	\$93	\$16	\$35	\$0	\$0
Interest on Investment	\$607	\$697	\$209	\$250	\$100	\$100
<b>Total Revenues</b>	<b>\$20,878</b>	<b>\$21,710</b>	<b>\$20,549</b>	<b>\$20,988</b>	<b>\$20,729</b>	<b>\$20,729</b>
<b>Expenditures</b>						
Forgiveness of Interfund Balance						
Transfer Out			\$0	\$0	\$0	\$0
Treasurers Commission	\$510	\$517	\$519	\$520	\$500	\$500
<b>Total Expenditures</b>	<b>\$510</b>	<b>\$517</b>	<b>\$519</b>	<b>\$520</b>	<b>\$500</b>	<b>\$500</b>
<b>Fund Balance</b>						
Bonds or Warrant Receipts						
<b>Fund Balance (Beginning of Year)</b>				\$0		
Total Available Revenues Other than Property Taxes	\$200,129	\$220,497		\$241,690	\$262,158	\$262,158
Additional Revenues Required to Balance Expenditures:				\$262,678	\$282,887	\$282,887
<b>Unappropriated Fund Balance</b>				\$0		
<b>End of Year</b>						
NET Total Revenue to be Derived from Property Taxes	\$220,497	\$241,690		\$262,158	\$282,387	\$282,387
				\$17,600	\$17,609	\$17,609
<b>Calculation of Fund Balance</b>						
Amount to be Derived from Current Taxes for Budget				\$15,335	\$17,609	\$17,609
Provision for Uncollectables					\$400	\$400
County Treasurer Fees				\$490	\$475	\$475
Total Property Tax Needed				\$15,825	\$18,484	\$18,484
Assessed Valuation				\$73,935,266	\$73,935,266	\$73,935,266
Mill Levy required to produce needed amount						
Mill Levy for year				0.250	0.250	0.25
*** Lower Mill Levy due to Temporary Tax Credit						

CONSERVATION TRUST

	12/31/2018 Actual	12/31/2019 Actual	As of 11/30/2020	2020 Estimated	2020 Proposed	2021 Final
Ac						
<b>Revenue</b>						
State Lottery Funds	\$42,890	\$43,326	\$33,172	\$36,000	\$30,600	\$30,600
Refund of Expenditures	\$248					
Interest Income	\$108	\$5,468	\$73	\$73	\$0	\$0
Transfer In		\$203	\$146	\$150	\$0	\$0
<b>Total</b>	<b>\$43,246</b>	<b>\$48,997</b>	<b>\$33,391</b>	<b>\$36,223</b>	<b>\$30,600</b>	<b>\$30,600</b>
<b>Expenditures</b>						
Conservation Salary	\$15,576	\$15,545	\$13,437	\$19,000	\$19,000	\$19,000
Workmans Comp & Unemploy	\$881	\$805	\$707	\$950	\$950	\$950
FICA	\$1,192	\$1,189	\$1,028	\$1,454	\$1,454	\$1,454
Telephone	\$342			\$0	\$0	\$0
Drug Screening				\$0	\$0	\$0
Operating Supplies			\$260	\$260	\$200	\$200
GOCO Match				\$0	\$30,000	\$30,000
Parks/Recreation	\$10,278		\$2,629	\$2,629	\$2,000	\$2,000
Parks	\$9,422	\$2,514		\$0	\$3,000	\$3,000
Miscellaneous	\$3,774	\$404	\$0	\$0	\$0	\$0
SLV TV	\$13,473	\$13,437	\$13,437	\$13,437	\$13,437	\$13,437
Pest Control		\$467	\$914	\$1,000	\$2,000	\$2,000
Valley Camp				\$0	\$0	\$0
Valley Fair Board				\$0	\$0	\$0
Transfer to Other Fund				\$0	\$0	\$0
<b>Total</b>	<b>\$54,939</b>	<b>\$34,361</b>	<b>\$32,411</b>	<b>\$38,730</b>	<b>\$72,041</b>	<b>\$72,041</b>
<b>Fund Balance</b>						
Bonds or Warrant Receipts				\$0		
<b>Fund Balance (Beginning of Year)</b>						
Total Available Revenues Other than Property Taxes	\$42,993	\$40,158		\$54,794	\$52,288	\$52,288
Additional Revenues Required to Balance Expenditures:	\$86,239			\$91,017	\$82,888	\$82,888
Unappropriated Fund Balance				\$0		
<b>End of Year</b>	<b>\$40,158</b>	<b>\$54,794</b>		<b>\$52,288</b>	<b>\$10,847</b>	<b>\$10,847</b>

**REVENUE**

**Road & Bridge**

	12/31/2018 Actual	12/31/2019 Actual	As of 11/30/2020	2020 Estimated	2021 Proposed	2021 Final
<b>Intergovernmental Revenue</b>						
State Bridge Funding						
Mineral Leasing		\$0		\$0	\$0	\$0
Transfer In	\$667		\$0	\$0	\$0	\$0
SRS Transfer to Schools			\$266,369	(\$275,383)	-\$190,000	-\$190,000
Forest Reserve	\$13,492	\$14,493		\$14,493	\$10,000	\$10,000
Forest Reserve - SRS Dollars			(\$253,051)	\$289,856	\$200,000	\$200,000
Highway Users Tax	\$2,148,280	\$2,268,402	\$905,730	\$1,800,000	\$1,800,000	\$1,800,000
<b>Other Revenue</b>						
Property Tax	\$76,454	\$78,114	\$75,821	\$84,000	\$86,660	\$86,660
Delinquent Property Tax	\$106	\$157	\$125	\$130	\$0	\$0
S.O. Tax State					\$0	\$0
S. O. Tax Monthly	\$15,062	\$17,144	\$9,297	\$15,938	\$10,000	\$10,000
Rural & Urban Fees	\$18,367	\$15,557	\$9,587	\$16,435	\$15,000	\$15,000
Severance tax	\$561	\$874	\$323	\$554		\$0
Penalties/Interest-Taxes	\$432		\$173	\$296		\$0
Services Charges gravel				\$0	\$0	\$0
Service Charge to Contractor				\$0	\$0	\$0
Interest on Investment	\$22,301	\$25,733	\$7,261	\$8,761	\$5,000	\$5,000
Refund of Expenditures	\$1,654	\$7,396	\$139	\$200	\$0	\$0
Sales of Assets/Land			\$199	\$199	\$0	\$0
Sale of Supplies		\$525	\$229	\$229	\$0	\$0
Road Access Permits	\$200	\$450	\$750	\$750	\$0	\$0
Utility Right of Way Permits	\$12,250	\$5,250	\$1,550	\$2,000	\$1,000	\$1,000
Miscellaneous Revenue				\$0	\$0	\$0
Sale of Equipment			\$0	\$0	\$0	\$0
Retirement Forfeiture			\$0	\$0	\$0	\$0
Insurance Recoveries				\$0	\$0	\$0
FSR 250-255 Grant				\$0	\$0	\$0
Bridge grant				\$0	\$0	\$0
Loan Proceed San Luis Valley Fed				\$0	\$0	\$0
Severance tax			\$0	\$0	\$0	\$0
Hot Creek - RAC GRANT				\$0	\$0	\$0
NFWF GRANT				\$0	\$0	\$0
BLM Clean up Grant			\$0	\$0	\$0	\$0
RAC GRANT - FR 250/255			\$0	\$0	\$0	\$0
Forest Service Transfer Out			\$0	\$0	\$0	\$0
<b>TOTAL</b>	<b>\$2,309,825</b>	<b>\$2,434,094</b>	<b>\$1,024,503</b>	<b>\$1,958,459</b>	<b>\$1,937,660</b>	<b>\$1,937,660</b>

**EXPENDITURES**

	12/31/2018	12/31/2019	As of	2020	2021	2021
	Actual	Actual	11/30/2020	Estimated	Proposed	Final
Salary	\$765,263	\$745,453	\$747,469	\$808,577	\$820,000	\$820,000
Salary - Other						
Unemployment Compensation						
Proposed 3% increase	\$2,433				\$185	\$185
Life Insurance	\$967	\$940	\$798	\$825	\$0	\$0
Workmans Comp & Unemployment	\$57,102	\$61,448	\$57,382	\$57,400	\$1,000	\$1,000
Health Insurance and life insurance	\$82,416	\$79,430	\$74,344	\$81,093	\$67,000	\$67,000
				\$0	\$84,240	\$112,320
Social Security				\$0		
Retirement	\$56,023	\$54,448	\$57,181	\$61,856	\$62,730	\$62,730
	\$28,133	\$28,518	\$26,251	\$32,343	\$32,800	\$32,800
	\$992,337	\$970,235	\$963,425	\$1,042,094	\$1,067,955	\$1,096,035
<b>TOTAL PERSONNEL COST</b>						
Office Supplies/Postage	\$1,227	\$266	\$626	\$2,500	\$3,700	\$3,700
Telephone	\$8,097	\$7,797	\$11,918	\$15,891	\$14,000	\$14,000
Phone/Internet Subsidy	\$480	\$480		\$0	\$480	\$480
Utilities	\$28,086	\$28,068	\$18,996	\$30,000	\$32,000	\$32,000
Legal Fees/professional		\$1,525		\$0	\$0	\$0
Audit Costs	\$8,800	\$8,800	\$9,050	\$9,050	\$11,000	\$11,000
Computer Services	\$8,919	\$67	\$370	\$493	\$374	\$500
Travel-Meetings etc	\$32,109	\$5,502	\$5,171	\$6,500	\$10,000	\$10,000
Liability Insurance	\$364	\$37,421	\$37,419	\$37,419	\$43,000	\$43,000
Publication/Dues/Freight	\$5,834	\$680	\$209	\$278	\$700	\$700
Miscellaneous		\$1,422	\$1,197	\$1,597	\$2,000	\$2,000
Title III	\$100	\$3,600		\$0	\$2,500	\$2,500
Safety Allowance	\$625	\$628		\$0	\$4,500	\$4,500
Drug Screen Fees/Background checks	\$147	\$681	\$807	\$1,167	\$2,500	\$2,500
DOT Physicals & License				\$1,076	\$600	\$600
Background checks	\$15,260	\$997	\$9,352	\$9,352	\$0	\$0
Weed Control District	\$61,315	\$81,417	\$61,243	\$70,000	\$16,000	\$16,000
Operating Supplies				\$75,000	\$75,000	\$75,000
Tools				\$0	\$4,500	\$4,500
Lumber and Steel	\$48,609	\$12,761	\$1,197	\$1,596	\$8,000	\$8,000
Repair & Maintenance/Equipment	\$577	\$350	\$3,000	\$3,500	\$50,000	\$50,000
Repair & Maintenance of Vehicles	\$1,557	\$2,863	\$715	\$953	\$3,500	\$3,500
Repair & Maintenance of Buildings	\$8,096	\$7,083	\$5,064	\$6,752	\$10,000	\$10,000
Road Signs	\$5,374	\$14,631	\$3,295	\$2,781	\$7,000	\$7,000
Bridge Repairs Matching Fund				\$18,000	\$30,000	\$30,000
Fuel/Oil	\$220,556	\$138,925		\$0	\$0	\$0
Tires and Tubes	\$28,407	\$71,054	\$71,058	\$85,000	\$125,000	\$125,000
Road Oil & Asphalt	\$101,486	\$76,914	\$22,482	\$35,000	\$55,000	\$55,000
Asphalt/Tack Oil			\$439,589	\$439,589	\$500,000	\$500,000
Culverts	\$41,314	\$39,340	\$55,386	\$60,000	\$40,000	\$40,000
Other Services Contracted				\$0	\$5,000	\$5,000
Capital Outlay				\$0	\$0	\$0
Equipmental Rental				\$0	\$0	\$0
Equipment Replacement	\$111,488	\$117,647	\$38,812	\$315,000	\$75,000	\$75,000
Ortiz Project	\$735	\$419		\$0	\$0	\$0



SUMMARY - FUND BALANCE

ROAD AND BRIDGE

	12/31/2018 Actual	12/31/2019 Actual	As of 9/30/2020	2020 Estimated	2021 Proposed	2020 Final
<b>EXPENDITURES:</b>						
Right of Way				\$0	\$0	\$0
Preliminary & Construction Engineering				\$0	\$0	\$0
Alamosa River - 8				\$0	\$0	\$0
Maintenance of Condition	\$1,840,041	\$1,815,376	\$1,894,558	\$2,258,991	\$2,199,309	\$2,227,515
Capital Leasing - Equipment				\$0	\$0	\$0
Capital Leasing - Land I				\$0	\$0	\$0
Capital Leasing - Land II				\$0	\$0	\$0
Administration				\$135,000	\$35,000	\$35,000
Treasurers Fees	\$25,033	\$20,033	\$19,349	\$21,000	\$28,000	\$28,000
Other Transfers				\$0	\$0	\$0
Capital Outlay Land & Building other than Highway				\$0	\$0	\$0
Road & Bridge Contingency				\$0	\$0	\$0
Transfers to Other County Funds				\$0	\$0	\$0
PILT				\$0	\$0	\$0
TOTAL EXPENDITURES	\$1,865,074	\$1,835,409	\$1,913,907	\$2,414,991	\$2,262,309	\$2,290,515
<b>REVENUES:</b>						
Intergovernment Revenue	\$2,162,438	\$2,282,894	\$919,048	\$1,828,966	\$1,820,000	\$1,820,000
Other Revenue	\$147,387		\$105,455	\$129,493	\$117,660	\$117,660
Bridge Grants				\$0	\$0	\$0
Transfer in from PILT				\$0	\$0	\$0
Capital Leasing - Equipment				\$0	\$0	\$0
Capital Leasing - land I				\$0	\$0	\$0
Capital Leasing - Land II				\$0	\$0	\$0
TOTAL REVENUE	\$2,309,825	\$2,282,894	\$1,024,503	\$1,958,459	\$1,937,660	\$1,937,660
Bonds or Warrant Receipts						
Fund Balance (Beginning of Year)	\$3,439,551					
Total Available Revenues Other than Property Taxes	\$1,299,607	\$0		\$2,402,602	\$1,946,070	\$1,946,070
Additional Revenues Required to Balance Expenditures	\$3,609,432	\$2,282,894		\$4,361,061	\$3,883,730	\$3,883,730
Unappropriated Fund Balance	\$3,187,143			\$0		
End of Year	\$1,761,152	\$2,402,602		\$1,946,070	\$1,621,421	\$1,593,215
NET Total Revenue to be Derived from Property Taxes:				\$77,699	\$86,660	\$86,660



PUBLIC WORKS

12/31/2018 Actual 12/31/2019 Actual As of 11/30/2020 Estimated 2020 Proposed 2021 Final

Revenue	12/31/2018 Actual	12/31/2019 Actual	As of 11/30/2020	2020 Estimated	2021 Proposed	2021 Final
Property Tax		\$17,115	\$17,585	\$17,000	\$17,609	\$17,609
Delinquent Property Tax	\$16,832	\$34	\$17,585	\$17,000	\$17,609	\$17,609
Specific Ownership Tax	\$28	\$34	\$103	\$30	\$0	\$0
Penalty and Interest on Taxes	\$3,314	\$3,771	\$2,636	\$2,300	\$2,300	\$2,300
Interest on Investment	\$6	\$93	\$16	\$40	\$0	\$0
Misc Revenues/Insurance Recoveries	\$7,035	\$7,973	\$209	\$2,500	\$2,000	\$2,000
Dept of Local Affairs				\$0	\$0	\$0
Lease purchase				\$0	\$0	\$0
Division of Criminal Justice				\$0	\$0	\$0
Transfer In				\$0	\$0	\$0
	\$100,000	\$100,000		\$0	\$50,000	\$50,000
	\$127,215	\$128,986	\$20,549	\$21,870	\$71,909	\$71,909
<b>Expenditures</b>						
LEASE PAYMENT						
County Building--Repairs/Phone System			\$0	\$0	\$0	\$0
County Jail Repairs			\$96,256	\$1,500	\$20,000	\$20,000
JAIL CONSTRUCTION	\$28,274	\$35,777		\$130,000	\$30,000	\$30,000
Earthwork Clear/Strip Topsoil			\$0	\$0	\$0	\$0
Geotechnical			\$0	\$0	\$0	\$0
Construction Management			\$0	\$0	\$0	\$0
County Well /Capital Outlay			\$0	\$0	\$0	\$0
Professional Services & Fees			\$0	\$0	\$0	\$0
Reimbursable Expense Allowance			\$0	\$0	\$0	\$0
Phone system/internet/communication/computers			\$0	\$0	\$0	\$0
Treasurers Commission	\$509	\$517	\$495	\$550	\$550	\$550
Other Expenditures	\$1,627		\$0	\$0	\$0	\$0
Transfer to General Fund			\$0	\$0	\$0	\$0
<b>Total Expenditures</b>	\$30,410	\$36,294	\$96,751	\$132,050	\$50,550	\$50,550
<b>Fund Balance</b>						
Bonds or Warrant Receipts						
<b>Fund Balance (Beginning of Year)</b>	\$274,000	\$68,291		\$165,096	\$54,916	\$54,916
Total Available Revenues Other than Property Taxes	\$274,000			\$186,966	\$126,825	\$126,825
Additional Revenues Required to Balance Expenditures:				\$0		
<b>Unappropriated Fund Balance</b>						
<b>End of Year</b>	\$68,291	\$160,983		\$54,916	\$76,275	\$76,275
NET Total Revenue to be Derived from Property Taxes				\$15,425	\$17,609	\$17,609
<b>Calculation of Fund Balance</b>						
Amount to be Derived from Current Taxes for Budget				\$15,425	\$17,609	\$17,609



Provision for Uncollectables					
County Treasurer Fees				\$400	\$400
Total Property Tax Needed			\$400	\$475	\$475
Assessed Valuation			\$15,825	\$18,484	\$18,484
Mill Levy Required to Produce Needed Amount			\$69,158,788	\$73,935,266	\$73,935,266
Mill Levy for year				*	
*** Lower Mill Levy due to Temporary Tax Credit			0.25	0.250	0.25

Nursing Service  
REVENUE

	12/31/2018	12/31/2019	As of	2020	2021	2021
	Actual	Actual	11/30/2020	Estimated	Proposed	Final
PCP State Reimbursements						
Miscellaneous	\$667,914	\$568,654	\$395,086	\$435,086	\$445,000	\$445,000
Refund of Expenditures	\$2,573		\$0	\$0	\$0	\$0
Transfer in Special Contingency		\$169	\$169	\$0	\$0	\$0
<b>TOTAL PCP</b>	<b>\$670,487</b>	<b>\$568,823</b>	<b>\$395,255</b>	<b>\$435,086</b>	<b>\$445,000</b>	<b>\$445,000</b>
OLTC State Reimbursements						
SEP Revenues	\$613,587	\$606,119	\$401,631	\$401,631		\$475,000
Interest on Investments		\$57,376	\$13,423	\$13,423		
HCA Grant	\$838	\$1,034	\$343	\$457		\$200
Miscellaneous	\$29,704	\$22,852		\$0		\$75,000
Refund of Expenditures	\$0	\$92	\$0	\$0		\$0
	\$817	\$9,333	\$0	\$0		\$0
<b>TOTAL OLTC</b>	<b>\$644,946</b>	<b>\$696,805</b>	<b>\$415,397</b>	<b>\$415,511</b>	<b>\$0</b>	<b>\$550,200</b>
<b>NURSING REVENUES</b>						
State Reimbursements/Nursing Contract						
Immunization Grant	\$32,322	\$48,882	\$68,942	\$68,942	\$33,825	\$33,784
Administrative reimbursement from OLTC	\$6,219	\$28,259	\$21,188	\$25,000	\$19,508	\$23,352
Baby and Me Tobacco free				\$81,726		
Immunization Revenue	\$3,733			\$4,000	\$1,500	\$4,000
OBH Prevention					\$400	\$0
CDDOT	\$11,293	\$7,866	\$1,397	\$9,000	\$9,000	\$9,000
Emergency Preparedness		\$16,014	\$9,235	\$15,000	\$20,000	\$20,000
OPPI Corona Virus Relief	\$20,213	\$12,763	\$44,496	\$19,672	\$19,533	\$19,672
BMTF			\$35,714	\$35,714	\$0	\$0
Child Fatality			\$152			
Nursing Services					\$2,000	\$3,500
Colorado Health Foundation - Donation	\$15	\$10,577	\$456	\$8,430	\$0	\$3,500
ELC - Ewaponaw			\$33,000	\$33,000		
CARES-EPR / CAR						
COVID-EPR - COV/EPR						
ELC - Response				\$309,000		
Opioioid prevention funding						
Miscellaneous					\$2,263	\$0
NNPWI Grant	\$29,686	\$27,459	\$5,158	\$26,792		\$0
TEFAP State Reimbursements						\$0
Health Screening						\$0
Refund of Expenditures						\$0
Service Coordination	\$4,300					\$0
Community Projects						\$0
Ensure					\$0	\$0
Nursing Contract - HCP						\$0
HCP Care Coordination						\$500
Vehicle Rent						\$0



EXPENDITURES

	12/31/2018 Actual	12/31/2019 Actual	As of 11/30/2020	2020 Estimated	2021 Proposed	2021 Final
--	----------------------	----------------------	---------------------	-------------------	------------------	---------------

PERSONAL CARE PROVIDERS

Salaries						
Administration Salaries	\$432,049	\$446,430	\$316,050	\$346,748	\$350,000	\$350,000
On call	\$78,178			\$0		
Salary increases						
Unemployment & Workmans Comp	\$20,047	\$32,977	\$15,911	\$25,322	\$0	\$0
Social Security	\$38,673	\$33,114	\$19,873	\$26,526	\$22,000	\$25,000
Health Insurance	\$1,603	\$6,000	\$5,850	\$7,800	\$26,775	\$26,775
Life Insurance	\$78	\$147	\$41	\$55	\$7,020	\$7,020
Retirement	\$0	\$1,342	\$915	\$1,250	\$100	\$110
Provider Insurance Benefit	\$2,326				\$2,000	\$2,000
<b>TOTAL PERSONNEL COST</b>	<b>\$572,954</b>	<b>\$520,010</b>	<b>\$358,640</b>	<b>\$407,702</b>	<b>\$407,895</b>	<b>\$410,905</b>
Office Supplies	\$1,096	\$1,147	\$215	\$287	\$600	\$600
Operating Supplies	\$1,367	\$1,061	\$678	\$1,000	\$1,000	\$1,000
Postage & Shipping Charges	\$239	\$33	\$96	\$127	\$200	\$200
Continued Education	\$7,717	\$6,358	\$1,553	\$2,500	\$2,500	\$1,500
Vaccines (flu, PD)	\$531	\$680		\$0	\$500	\$1,000
Printing	\$969	\$220	\$383	\$750	\$1,000	\$1,000
Advertising					\$600	\$600
Telephone	\$3,514	\$2,117	\$2,117	\$2,900	\$5,000	\$3,500
Phone subsidy	\$680	\$760	\$480	\$960	\$1,000	\$1,000
Training	\$2,408			\$0	\$500	\$500
Professional Services				\$0	\$250	\$250
Utilities	\$2,033	\$2,108	\$2,282	\$3,600	\$4,500	\$3,500
Office Maintenance				\$0	\$1,000	\$1,000
Audit Fees	\$4,112	\$2,525	\$746	\$2,675	\$4,000	\$3,000
Lease-Copy Machine	\$802	\$821		\$150	\$1,000	\$1,000
Vehicle Maintenance	\$1,213	\$34	\$25	\$150	\$750	\$750
Computer Services	\$1,213	\$202	\$1,037	\$1,383	\$3,607	\$3,607
Dues & Meetings		\$601	\$328	\$600	\$1,000	\$1,000
Traavel Meals and Lodging	\$2,752	\$1,391	\$162	\$500	\$1,000	\$1,000
Miscellaneous	\$1,957	(\$2,672)	\$1,783	\$2,377	\$200	\$1,200
Meeting Supplies & PCP Projects	\$3,803	\$3,406	\$1,702	\$2,270	\$3,000	\$2,000
Background Checks/Drug Screens	\$777	\$729	\$321	\$750	\$1,000	\$650
Continued Education				\$0	\$1,400	\$1,000
Liability Insurance	\$5,019	\$7,420	\$5,181	\$5,181	\$7,500	\$7,500
Bad Debt/Write Offs						
OM						
Office Equipment						
Building/Repair/Maintenance	\$2,146	\$520	\$401	\$650	\$1,000	\$1,000
Transfer to Nursing Fund		\$1,865	\$2,170	\$2,500	\$3,000	\$2,500
Capital Outlay				\$0	\$0	\$0
<b>TOTAL</b>	<b>\$617,303</b>	<b>\$551,337</b>	<b>\$380,301</b>	<b>\$439,962</b>	<b>\$456,002</b>	<b>\$452,962</b>

	12/31/2018 Actual	12/31/2019 Actual	As of 9/30/2020	2020 Estimated	2021 Proposed	2021 Final
<b>OPTIONS FOR LONG TERM CARE</b>						
Salaries	\$191,956	\$167,961	\$105,137	\$105,137		
Allocated Salaries		\$20,719				
Social Security	\$12,000	\$11,468	\$7,749	\$7,749		
Health Insurance	\$19,954	\$15,229	\$5,850	\$5,850		
Life Insurance	\$177	\$82	\$90	\$90		
Retirement	\$6,203	\$4,115	\$3,069	\$3,069		
Unemployment & Workmans Comp	\$2,151	\$4,273	\$5,167	\$5,167	\$5,000	\$5,000
	\$232,441	\$223,846	\$127,062	\$127,062	\$5,000	\$5,000
<b>TOTAL PERSONNEL COST</b>						
Administrative Costs Dir and OM		\$20,745				
County Administrative costs						
Office Supplies	\$1,286	\$578	\$1,479	\$81,726		
Operating Supplies	\$1,408	\$1,337	\$971	\$1,479		
Vaccines (flu, PPD)				\$971		
Continued Ed						
Travel, Meals & Lodging	\$1,172	\$1,354	\$247	\$247		
Postage	\$605	\$71	\$316	\$316		
Professional Services						
HCA Program		\$5,555				
Sep Expenditures (Contra Account		(\$5,555)				
Payment to state for end of program						
Background checks/drug screens					\$190,000	\$190,000
Printing and Publications	\$66	\$89	\$72	\$72		
Audit Fees	\$690	\$297				
Utilities	\$5,000	\$5,000		\$5,000	\$5,000	\$5,000
Telephone/Fax	\$2,672	\$2,808	\$1,397	\$1,397		
Phone Subsidy	\$4,447	\$4,021	\$2,071	\$2,071		
Vehicle Repairs & Maintenance	\$2,040	\$2,040	\$1,120	\$1,120		
Dues & Meetings/subscriptions	\$187	\$141	\$167	\$167		
Computer Services	\$114	\$82	\$10	\$10		
Office Maintenance	\$1,652	\$583	\$1,886	\$1,886		
Data Services	\$2,908					
Copier Leaser/Data Services	\$1,290	\$1,443	\$569	\$569		
Program Supplies						
Miscellaneous	\$1,690	\$94,839	\$485,239	\$485,239	\$0	\$0
Building Repair and Maintenance		\$2,630	\$1,390	\$1,390		
Legal and Accounting/data services						
Inter-County Transfer	\$227,661	\$248,315	\$144,143	\$144,143		
Administrative Transfer to General Fund						
Liability Insurance	\$3,956	\$7,949	\$4,620	\$4,620	\$1,500	\$1,500
Office Equipment	\$176	\$578	\$96	\$96		
Building Rent						
Capital Outlay						
<b>TOTAL</b>	<b>\$491,461</b>	<b>\$618,747</b>	<b>\$772,955</b>	<b>\$859,581</b>	<b>\$201,500</b>	<b>\$201,500</b>

NURSING	12/31/2019	12/31/2019	As of	2020	2021	2021
	Actual	Actual	9/30/2020	Estimated	Proposed	Final
Salaries	\$120,477	\$109,441	\$108,831	\$150,754	189,432	132,875
Tabacco Grant Salaries					\$0	\$0
Tobacco Grant FICA					\$0	\$0
Social Security	\$8,222	\$6,711	\$7,901	\$11,533	\$14,492	\$10,165
Health Insurance	\$10,661	\$11,000	\$12,794	\$14,040	\$14,040	\$21,060
Life Insurance	\$120	\$166	\$136	\$166	\$166	\$166
Retirement	\$129	\$3,879	\$2,180	\$400	\$5,165	\$3,306
Unemployment & Workmans Comp	\$868	\$1,229	\$1,006	\$1,100	\$1,200	\$1,000
	\$140,476	\$132,425	\$132,849	\$177,993	\$224,495	\$168,571
<b>TOTAL PERSONNEL COST</b>						
Office supplies/postage	\$1,156	\$451	\$288	\$500	\$800	\$2,300
Nursing Supplies	\$1,945	\$1,341		\$1,500	\$1,500	\$1,500
Immunization Cost / Sharp				\$10,384	\$1,000	\$1,000
Operating / supplies	\$1,111	\$968	\$741	\$1,500	\$2,000	\$2,000
Continued Education	\$3,000				\$1,000	\$1,000
Background Checks/drug screens	\$102	\$96		\$100	\$150	\$150
Flu, Hepatitis, Pneumonia, & Vaccine	\$2,780	\$12,930	\$3,159	\$5,000	\$5,000	\$5,000
BMTF	\$841	\$667	\$4	\$20	\$0	\$20
ENV Health and Regional Projects					\$7,000	\$7,000
Emergency Preparedness	\$7,360	\$4,405	\$7,036	\$7,036	\$0	\$5,291
Oppj Technological Grant	\$1,959	\$1,700	\$1,700	\$35,714	\$0	\$0
Phone Subsidy	\$720	\$920	\$1,000	\$1,440	\$1,440	\$1,000
Printing/Advertising	\$298	\$218	\$151	\$250	\$300	\$500
Community Projects				\$0	\$100	\$100
Utilities	\$2,755	\$2,989	\$2,271	\$3,050	\$5,500	\$3,000
Telephone	\$976	\$1,444	\$1,244	\$1,500	\$1,600	\$1,600
Travel, Meals and Lodging	\$1,777	\$1,487	\$221	\$500	\$1,000	\$1,000
Vehicle Repair & Maintenance	\$366	\$27	\$86	\$150	\$1,000	\$1,000
Dues and Meetings	\$9,259	\$7,953	\$5,870	\$300	\$1,500	\$1,500
Miscellaneous		\$17	\$210	\$300	\$300	\$300
Professional Services/Medical Director	\$2,400	\$2,400	\$1,800	\$2,400	\$3,000	\$3,000
Repair Maintenance Building	\$3,025	\$2,674	\$2,399	\$2,500	\$3,000	\$2,400
Grounds Maintenance					\$700	\$700
Books, Subscriptions					\$200	\$200
Audit	\$1,692	\$1,641		\$2,675	\$2,700	\$2,625
Legal Fees					\$0	\$1,500
Copy Lease	\$503	\$905	\$686	\$950	\$950	\$950
Computer Services	\$639	\$269	\$2,001	\$2,700	\$6,361	\$1,000
Liability Insurance	\$1,649	\$678	\$1,141	\$1,141	\$2,200	\$2,200
Office Equipment	\$374	\$598	\$62	\$300	\$500	\$1,000
Tobacco Grant	\$9,289	\$6,655	\$3,635	\$8,175	\$19,075	\$8,110
OBH Prevention	\$1,510	\$1,357	\$54	\$100	\$0	\$2,539
Baby and Me Tobacco Free (BMTF)					\$0	\$20
CDOT Grant		\$8,701	\$1,062	\$9,000	\$9,708	\$9,708
Child Facility		\$2,099			\$0	\$2,000
Cares-EPR-NRS			\$16,659	\$39,073	\$0	\$0
NNPHI Grant					\$0	\$0
COVID-EPR-NRS			\$518	\$9,000	\$7,001	\$7,001
OPPI - Corona Virus relief				\$35,714	\$0	\$0



Commodity Supplemental

	12/31/2018 Actual	12/31/2019 Actual	As of 9/30/2019	2019 Estimated	2020 Proposed	2021 Final
Salaries	\$33,330	\$29,981	\$23,993	\$31,990	\$31,997	\$31,997
Social Security	\$2,448	\$2,448	\$1,835	\$2,447	\$2,448	\$2,448
3% proposed salary					\$0	\$0
life Insurance				\$55	\$55	\$55
Health Insurance				\$0	\$0	\$0
Retirement				\$1,280	\$1,280	\$1,280
Unemployment & Workmans Comp	\$1,280	\$1,280	\$960	\$1,280	\$1,280	\$1,280
			\$0	\$150	\$150	\$150
<b>TOTAL PERSONNEL COST</b>	<b>\$37,058</b>	<b>\$33,709</b>	<b>\$26,788</b>	<b>\$35,922</b>	<b>\$35,930</b>	<b>\$35,930</b>
Office Supplies	\$289	\$327	\$51	\$300	\$300	\$300
Operating supplies	\$1,041	\$361	\$1,124	\$1,124	\$350	\$350
Travel & Transportation	\$589	\$738	\$167	\$690	\$700	\$700
Phone Subsidy				\$480	\$480	\$480
Dues & Meetings	\$114	\$24	\$28	\$75	\$150	\$150
Audit	\$227	\$884			\$350	\$350
Repair /Maintenance Building	\$6,411	\$1,395	\$1,407	\$1,407	\$1,000	\$1,000
Professional Services						
Ground Maintenance					\$100	\$100
Vehicle repair and Maintenance	\$287	\$7	\$9	\$50	\$500	\$500
Computer Services	\$243	\$135	\$622	\$800	\$800	\$800
Copier Lease	\$271	\$487	\$415	\$553	\$400	\$400
Office Maintenance						
Postage & Shipping	\$71	\$16	\$16	\$50	\$50	\$50
Telephone	\$506	\$703	\$670	\$893	\$700	\$700
Utilities	\$1,516	\$1,610	\$1,223	\$1,630	\$1,600	\$1,600
Printing/advertising	\$63	\$43			\$150	\$150
Advertising						
Miscellaneous	\$7	\$72	\$72	\$100	\$100	\$100
Audit Adjustment						
Office Equipment		\$322	\$34	\$100	\$100	\$100
Liability Insurance	\$494	\$729	\$406	\$729	\$750	\$750
Capital Outlay				\$0		\$0
<b>TOTAL</b>	<b>\$49,187</b>	<b>\$41,559</b>	<b>\$33,032</b>	<b>\$44,904</b>	<b>\$44,510</b>	<b>\$44,510</b>



	12/31/2018 Actual	12/31/2019	As of 09/31/2020	2020 Estimated	2021 Proposed	2020 Final
<b>TOTAL EXPENDITURES</b>	\$1,360,936	\$1,407,955	\$1,391,874	\$1,738,650	\$1,174,531	\$1,109,097
<b>TOTAL REVENUE OVER(UNDER) EXPENDITURES</b>	\$101,953	\$172,179	(\$279,197)	(\$65,195)	(\$457,120)	\$195,743
<b>Nursing Service</b>						
Bonds or Warrant Receipts						
<b>Fund Balance (Beginning of Year)</b>	\$824,841	\$1,001,495		\$594,514	\$529,319	\$529,319
Total Available Revenues				\$2,267,969	\$1,246,730	\$1,834,159
Additional Revenues Required to Balance Expenditures:						
Unappropriated Fund Balance						
End of Year Inventory	\$1,001,495	\$594,514		\$529,319	\$72,199	\$725,063

**LODGING TAX FUND**

	12/31/2018 Actual	12/31/2019	As of 11/30/2020	2020 Estimated	2021 Proposed	2021 Final
<b>Revenue</b>						
Lodging Tax	\$36,321	\$35,374	\$27,941	\$32,000	\$30,000	\$30,000
Interest on Deposits				\$0	\$0	\$0
Miscellaneous Revenues	\$0			\$0	\$0	\$0
<b>Total</b>	<b>\$36,321</b>	<b>\$35,374</b>	<b>\$27,941</b>	<b>\$32,000</b>	<b>\$30,000</b>	<b>\$30,000</b>
<b>Expenditures</b>						
Grant Writing						
Audit					\$0	\$0
Office Supplies					\$0	\$0
Murals Project			\$8		\$0	\$0
Printing and publication				\$0	\$0	\$0
Postage	\$17,177	\$22,719	\$26,155	\$25,000	\$28,000	\$28,000
Advertising	\$78	\$91	\$103	\$100	\$150	\$150
Telephone				\$0	\$0	\$0
Dues & Meetings	\$415	\$452	\$431	\$500	\$500	\$500
Repairs & Maintenance		\$0		\$0	\$0	\$0
Treasurers Commission				\$0	\$0	\$0
Miscellaneous Expenditures				\$0	\$0	\$0
Transfer to Other Funds				\$0	\$0	\$0
Grant Matching Fund				\$0	\$0	\$0
Advertising and Marketing	\$2,992	\$7,920	\$7,260	\$10,000	\$10,000	\$10,000
<b>Total</b>	<b>\$20,661</b>	<b>\$31,161</b>	<b>\$33,958</b>	<b>\$35,600</b>	<b>\$38,650</b>	<b>\$38,650</b>
<b>Fund Balance</b>						
Bonds or Warrant Receipts				\$0		
<b>Fund Balance (Beginning of Year)</b>	<b>\$13,519</b>	<b>\$30,579</b>		<b>\$34,771</b>	<b>\$31,171</b>	<b>\$31,171</b>
Total Available Revenues Other than Property Taxes						
Additional Revenues Required to Balance Expenditures:	\$49,840					
<b>Unappropriated Fund Balance</b>	<b>\$30,579</b>	<b>\$34,771</b>		<b>\$31,171</b>	<b>\$22,521</b>	<b>\$22,521</b>
<b>End of Year</b>						

GENERAL CONTINGENCY FUND

	12/31/2018 Actual	12/31/2019	As of 11/30/2020	2020 Estimated	2021 Proposed	2021 Final
Ac						
<b>Revenue</b>						
Interest on Investments	\$7,719	\$8,862	\$7,645	\$7,700	\$2,000	\$7,700
Transfers in			\$0	\$0	\$0	\$0
DSS Transfer In			\$0	\$0	\$0	\$0
<b>Total</b>	<b>\$7,719</b>	<b>\$8,862</b>	<b>\$7,645</b>	<b>\$7,700</b>	<b>\$2,000</b>	<b>\$7,700</b>
<b>Expenditures</b>						
Miscellaneous Expenditures			\$0	\$0	\$0	\$0
Transfer to Other Funds	\$30,000	\$0	\$0	\$100,000	\$50,000	\$50,000
<b>Total</b>	<b>\$30,000</b>	<b>\$0</b>	<b>\$0</b>	<b>\$100,000</b>	<b>\$50,000</b>	<b>\$50,000</b>
<b>Fund Balance</b>						
Bonds or Warrant Receipts						
<b>Fund Balance (Beginning of Year)</b>						
Total Available Revenues Other than Property Taxes Reserved for Tabor	\$616,773	\$594,492		\$603,355	\$511,055	\$511,055
Additional Revenues Required to Balance Expenditures:	\$284,000	\$284,000		\$305,000	\$325,000	\$325,000
<b>Fund Balance</b>						
<b>End of Year</b>						
Tabor Reserve Balance	\$594,492	\$603,355		\$511,055	\$463,055	\$468,755
Unappropriated fund balance	\$310,492	\$319,355		\$206,055	\$138,055	\$143,755

County Summary

Department of Social Services	
General Fund	\$6,603,941
Pitt	\$4,582,156
Contingency	\$0
Conservation	\$475
Road and Bridge	\$72,041
Capital Expenditures	\$2,290,515
PCP Personal Care Provider	\$50,550
OLTC Options for Long Term Care	\$452,962
Nursing	\$201,500
CSFP Commodity Supplemental Food	\$410,124
Lodging Tax	\$44,510
General Contingency Fund	\$38,650
	\$50,000
	\$14,797,424